

Алматы (727)345-47-04
Ангарск (3955)60-70-56
Архангельск (8182)63-90-72
Астрахань (8512)99-46-04
Барнаул (3852)73-04-60
Белгород (4722)40-23-64
Благовещенск (4162)22-76-07
Брянск (4832)59-03-52
Владивосток (423)249-28-31
Владикавказ (8672)28-90-48
Владимир (4922)49-43-18
Волгоград (844)278-03-48
Вологда (8172)26-41-59
Воронеж (473)204-51-73
Екатеринбург (343)384-55-89

Россия +7(495)268-04-70

Иваново (4932)77-34-06
Ижевск (3412)26-03-58
Иркутск (395)279-98-46
Казань (843)206-01-48
Калининград (4012)72-03-81
Калуга (4842)92-23-67
Кемерово (3842)65-04-62
Киров (8332)68-02-04
Коломна (4966)23-41-49
Кострома (4942)77-07-48
Краснодар (861)203-40-90
Красноярск (391)204-63-61
Курск (4712)77-13-04
Курган (3522)50-90-47
Липецк (4742)52-20-81

Казахстан +7(727)345-47-04

Магнитогорск (3519)55-03-13
Москва (495)268-04-70
Мурманск (8152)59-64-93
Набережные Челны (8552)20-53-41
Нижний Новгород (831)429-08-12
Новокузнецк (3843)20-46-81
Ноябрьск (3496)41-32-12
Новосибирск (383)227-86-73
Омск (3812)21-46-40
Орел (4862)44-53-42
Оренбург (3532)37-68-04
Пенза (8412)22-31-16
Петрозаводск (8142)55-98-37
Псков (8112)59-10-37
Пермь (342)205-81-47

Беларусь +(375)257-127-884

Ростов-на-Дону (863)308-18-15
Рязань (4912)46-61-64
Самара (846)206-03-16
Санкт-Петербург (812)309-46-40
Саранск (8342)22-96-24
Саратов (845)249-38-78
Севастополь (8692)22-31-93
Симферополь (3652)67-13-56
Смоленск (4812)29-41-54
Сочи (862)225-72-31
Ставрополь (8652)20-65-13
Сургут (3462)77-98-35
Сыктывкар (8212)25-95-17
Тамбов (4752)50-40-97
Тверь (4822)63-31-35

Узбекистан +998(71)205-18-59

Тольятти (8482)63-91-07
Томск (3822)98-41-53
Тула (4872)33-79-87
Тюмень (3452)66-21-18
Улан-Удэ (3012)59-97-51
Ульяновск (8422)24-23-59
Уфа (347)229-48-12
Хабаровск (4212)92-98-04
Чебоксары (8352)28-53-07
Челябинск (351)202-03-61
Череповец (8202)49-02-64
Чита (3022)38-34-83
Якутск (4112)23-90-97
Ярославль (4852)69-52-93

Киргизия +996(312)96-26-47

<https://kangjian.nt-rt.ru> || kja@nt-rt.ru

КАТАЛОГ



01

BLOOD COLLECTION SYSTEM

- ◎ Vacuum Blood Collection Tube
- ◎ Venous Blood Collection Needle
- ◎ Blood Collection Accessories
- ◎ Correct Usage Method of Vacuum Tube
- ◎ Non-Vacuum Blood Collection Tube
- ◎ Capillary Blood Collection Tube
- ◎ Lancet
- ◎ Sharps Container
- ◎ Vacuum Tube Cold Storage Box

Vacuum Blood Collection Tube

Product Advantage

© KANGJIAN Medical supplies a high quality product to reduce the variation of blood samples before analysis and error for the clinic labs. We have passed ISO13485, ISO9001 and have already got the CE certificate for the blood collection tubes. We have strict procedural management for the process from purchasing of raw material to the sales of product.

- © Full automatic production line, After-labeling process and Image detection to keep reliable quality.
- © Good compatibility makes it fit different biochemical analyzer, immunity analyzer and blood analyzer.
- © Full range of tubes available, Ø13×75mm, Ø13×100mm, Ø16×100mm, Ø9×120mm tubes available.
- © In the clinic test of human venous blood samples, we divide the tubes to be serum blood tubes, Plasma blood tubes and whole blood tubes based on different test.
- © We can customize specialized collection volume, labels and altitude based on detailed requirements
- © We can supply specialized training and technique support for the distributors and final customers.

Safety cap

- ◆ Selection of high quality synthetic butyl rubber stopper, very suitable for automatic analyzer puncture sampling, its air tightness, puncture force is small, very few drops not plug the hole, and pin the needle.
- ◆ Special rubber plug configuration to reduce the wear of the puncture needle. Puncture needle life is more than twice the use of ordinary rubber stopper.
- ◆ Patented design, butyl rubber stopper and safety cap with close, does not occur flip, separation phenomenon, open, coats easy and pleasant.
- ◆ Suitable for all kinds of off-hat centrifuge and decapper.
- ◆ Head cap colors meet internationally accepted standards.

High quality tube

- ◆ The use of high-quality PET material, stable nature, and have good air tightness.
- ◆ PET tube inner wall using the United States imported reagent silicification treatment, the surface is extremely smooth, to avoid cell wall.
- ◆ The inner wall uses a biomimetic membrane treatment technology to provide a comprehensive and detailed protection program for blood cells.

High efficiency

- ◆ Selection of Japan's SEKISUI production of coagulants and serum separation Gel, so that the blood samples more original, test results more accurate.
- ◆ Use high-quality inert separation gel, no interference of the blood of physical and chemistry performance.
- ◆ Get clear, transparent and clean serum specimens after fast centrifugation.
- ◆ High temperature (45°C) and easy to freeze storage, with a stable nature, after centrifugation rarely appear "oil droplets" phenomenon.
- ◆ Could be irradiation sterilized.

High quality additives


- ◆ Use high-quality international renowned brand additive, import Swiss precision spray equipment, the medical industry leader.
- ◆ The variety of additives is complete, the variety of forms, the main use of spray drying technology, so that the anticoagulant effect of uniform, mild, thorough.
- ◆ Set the vacuum accurately to ensure that the proportion of blood samples and additives accurate.

Customize label

- ◆ Depending on the customer's requirements, different materials and labels with specific identification can be customized. Prefabricated bar code easy to identify, more wearable.
- ◆ Tailable label tubing and bar code label tubes are prefixed with custom labels.

Classification of Vacuum Tubes

- ◆ In the clinical experiment from the venous blood samples, the blood collection tubes divided into Serum blood tubes, plasma blood tubes and whole blood tubes according to different request of the blood specimen.
- ◆ Serum blood tubes: no additive (red cap), clot activator (orange cap), Separation gel (yellow cap).
- ◆ Plasma blood tubes: PT tube (blue cap), Heparin tube (green cap), Oxalate tube (grey cap), Nucleic acid detection tube (pink cap).
- ◆ Whole blood tubes: Blood routine tube (purple cap), ESR tube (black cap) and Dynamic blood sedimentation tube (black cap).



Safety Cover



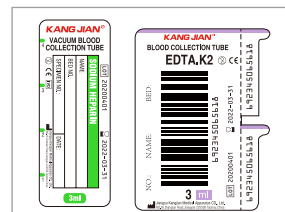
High Quality Tube



High Efficiency Gel



High Quality Additives



Customizable Label

Vacuum Blood Collection Tube

1. Gel & Clot Activator Tube

Gel and clot activator tube is used for blood serum biochemistry, immunology and drug testing, etc. There uniformly sprays the coagulant on the surface inside the tube, which will greatly shorten the clotting time. As the imported separation gel from Japan is pure substance, very stable in physicochemical property, it can well stand high-temperature so that the gel will maintain a stable status during the storage and transportation process. The gel will get solidified after centrifugation and completely separate serum from fibrin cells just like a barrier, which effectively prevents the substance exchange between blood serum and cells. Serum collection efficiency is improved and high-quality serum will be obtained, thus it comes to more authentic testing result. Keep the serum stable for more than 48 hours, no obvious change will happen on its biochemical features and chemical compositions, then the tube could be directly used in sampling analyzers.

- ◆ Time for complete clot retraction: 20-25min
- ◆ Centrifugation speed: 3500-4000r/m
- ◆ Centrifugation time: 5min
- ◆ Recommended storage temperature: 0-40°C

REF	Original REF.	Tube Specification	Nominal Volume	Additive	MAT Tube Material	Qty/Cs
0101-0311	KJ030AS	Ø13×75mm	3mL	Gel & Clot Activator	Glass	100PCS×18
0101-0312					PET	100PCS×18
0101-0411	KJ040AS	Ø13×75mm	4mL	Gel & Clot Activator	Glass	100PCS×18
0101-0412					PET	100PCS×18
0101-0521	KJ0501AS	Ø13×100mm	5mL	Gel & Clot Activator	Glass	100PCS×18
0101-0522					PET	100PCS×18
0101-0621	KJ0601AS	Ø13×100mm	6mL	Gel & Clot Activator	Glass	100PCS×18
0101-0622					PET	100PCS×18
0101-0731	KJ0701AS	Ø16×100mm	7mL	Gel & Clot Activator	Glass	100PCS×12
0101-0732					PET	100PCS×12
0101-0831	KJ0801AS	Ø16×100mm	8mL	Gel & Clot Activator	Glass	100PCS×12
0101-0832					PET	100PCS×12
0101-0931	KJ0901AS	Ø16×100mm	9mL	Gel & Clot Activator	Glass	100PCS×12
0101-0932					PET	100PCS×12



2. No Additive Tube

No additive tube is used in blood collection and storage for biochemistry, immunology, serology, test of various kinds of virus and capillary element in medical inspection. With special treatment on the inner surface, it's extremely smooth for normal activity of thrombocyte and unhindered clotting, which prevents hemolysis or adhesion of blood corpuscle or fibrin to the inner surface. It can provide enough pollution-free serum samples for clinical test, and maintain the normal compositions of serum for a long time. Moreover, it's helpful to serum reinspection with good repeatability.

- ◆ Time for complete clot retraction: 1.5-2h
- ◆ Centrifugation speed: 3500-4000r/m
- ◆ Centrifugation time: 5min
- ◆ Recommended storage temperature: 0-40°C



REF	Original REF.	Tube Specification	Nominal Volume	Additive	MAT Tube Material	Qty/Cs
0104-0311	KJ030A	Ø13×75mm	3mL	No Additive	Glass	100PCS×18
0104-0312					PET	100PCS×18
0104-0411	KJ040A	Ø13×75mm	4mL	No Additive	Glass	100PCS×18
0104-0412					PET	100PCS×18
0104-0511	KJ050A	Ø13×75mm	5mL	No Additive	Glass	100PCS×18
0104-0512					PET	100PCS×18
0104-0521	KJ0501A	Ø13×100mm	5mL	No Additive	Glass	100PCS×18
0104-0522					PET	100PCS×18
0104-0621	KJ0601A	Ø13×100mm	6mL	No Additive	Glass	100PCS×18
0104-0622					PET	100PCS×18
0104-0721	KJ0701A	Ø13×100mm	7mL	No Additive	Glass	100PCS×18
0104-0722					PET	100PCS×18
0104-0831	KJ0801A	Ø16×100mm	8mL	No Additive	Glass	100PCS×12
0104-0832					PET	100PCS×12
0104-0931	KJ0901A	Ø16×100mm	9mL	No Additive	Glass	100PCS×12
0104-0932					PET	100PCS×12
0104-1031	KJ1002A	Ø16×100mm	10mL	No Additive	Glass	100PCS×12
0104-1032					PET	100PCS×12

Vacuum Blood Collection Tube

3. Clot Activator Tube

Clot activator tube is used in the blood collection for biochemistry and immunology in medical inspection. It is suitable for wide range of operating temperature. With special treatment, the tube inner surface is very smooth where high-quality coagulant sprays uniformly. The blood sample will completely contact with coagulant and clot within 5-8min. High-quality serum thus is obtained by later centrifugation, free from the cracking of blood corpuscle, hemolysis, separation of fibrin protein, etc. Hence the serum can meet the requirements of fast clinic and emergency serum test.

- ◆ Time for complete clot retraction: 20-25min
- ◆ Centrifugation time: 5min
- ◆ Centrifugation speed: 3500-4000r/m
- ◆ Recommended storage temperature: 0-40°C

REF	Original REF.	Tube Specification	Nominal Volume	Additive	Tube Material	Qty/Cs
0105-0311					Glass	100PCS×18
0105-0312	KJ030Z	Ø13×75mm	3mL	Clot Activator	PET	100PCS×18
0105-0411					Glass	100PCS×18
0105-0412	KJ040Z	Ø13×75mm	4mL	Clot Activator	PET	100PCS×18
0105-0511					Glass	100PCS×18
0105-0512	KJ050Z	Ø13×75mm	5mL	Clot Activator	PET	100PCS×18
0105-0521					Glass	100PCS×18
0105-0522	KJ0501Z	Ø13×100mm	5mL	Clot Activator	PET	100PCS×18
0105-0621					Glass	100PCS×18
0105-0622	KJ0601Z	Ø13×100mm	6mL	Clot Activator	PET	100PCS×18
0105-0721					Glass	100PCS×18
0105-0722	KJ0701Z	Ø13×100mm	7mL	Clot Activator	PET	100PCS×18
0105-0831					Glass	100PCS×12
0105-0832	KJ0801Z	Ø16×100mm	8mL	Clot Activator	PET	100PCS×12
0105-0931					Glass	100PCS×12
0105-0932	KJ0901Z	Ø16×100mm	9mL	Clot Activator	PET	100PCS×12
0105-1031					Glass	100PCS×12
0105-1032	KJ1002Z	Ø16×100mm	10mL	Clot Activator	PET	100PCS×12



4. Heparin Tube

Heparin tube is used in blood collection for the test of clinical plasma, emergency biochemistry and blood rheology, etc. With little interference on blood compositions and no influence upon the erythrocyte size, it won't cause hemolysis. Besides, it has the features of quick plasma separation and wide range of operating temperature as well as high compatibility with serum index. The anticoagulant heparin activates fibrinolysin, while restraining the thromboplastin, and then achieves the dynamic balance between fibrinogen and fibrin, free of fibrin thread in the inspection process. Most of the plasma indexes can be repeated within 6 hours. Lithium heparin not only has the features of sodium heparin, but also can be used in the capillary elements test with no effect on sodium ion. To meet various need of clinical laboratory, KANG JIAN can add plasma separation gel for making high-quality plasma.

- ◆ Centrifugation speed: 3500-4000 r/m
- ◆ Centrifugation time: 3min
- ◆ Recommended storage temperature: 0-40°C

REF	Original REF.	Tube Specification	Nominal Volume	Additive	Tube Material	Qty/Cs
0106-0311					Glass	100PCS×18
0106-0312	KJ030SH	Ø13×75mm	3mL	Sodium Heparin	PET	100PCS×18
0106-0411					Glass	100PCS×18
0106-0412	KJ040SH	Ø13×75mm	4mL	Sodium Heparin	PET	100PCS×18
0106-0511					Glass	100PCS×18
0106-0512	KJ050SH	Ø13×75mm	5mL	Sodium Heparin	PET	100PCS×18
0106-0721					Glass	100PCS×18
0106-0722	KJ0701SH	Ø13×100mm	7mL	Sodium Heparin	PET	100PCS×18
0106-1031					Glass	100PCS×12
0106-1032	KJ1002SH	Ø16×100mm	10mL	Sodium Heparin	PET	100PCS×12
0107-0211					Glass	100PCS×18
0107-0212	KJ020LH	Ø13×75mm	2mL	Lithium Heparin	PET	100PCS×18
0107-0311					Glass	100PCS×18
0107-0312	KJ030LH	Ø13×75mm	3mL	Lithium Heparin	PET	100PCS×18
0107-0411					Glass	100PCS×18
0107-0412	KJ040LH	Ø13×75mm	4mL	Lithium Heparin	PET	100PCS×18
0107-0511					Glass	100PCS×18
0107-0512	KJ050LH	Ø13×75mm	5mL	Lithium Heparin	PET	100PCS×18
0107-0721					Glass	100PCS×18
0107-0722	KJ0701LH	Ø13×100mm	7mL	Lithium Heparin	PET	100PCS×18
0107-1031					Glass	100PCS×12
0107-1032	KJ1002LH	Ø16×100mm	10mL	Lithium Heparin	PET	100PCS×12



Vacuum Blood Collection Tube



Double-deck



5. PT Tube

PT tube is used for blood coagulation test and applicable to fibrinolytic system (PT, TT, APTT and fibrinogen, etc.). The mixing ratio is 1 part citrate to 9 parts blood. Accurate ratio can guarantee effectiveness of the testing result and avoid misdiagnosis. As the sodium citrate has very little toxicity, it is also used for blood storage. Do draw sufficient blood volume to ensure accurate testing result. PT tube with double-deck is with little dead space, which can be used to monitor the test of vWF, F VIII, platelet functions, Heparin therapy.

REF	Original REF.	Tube Specification	Nominal Volume	Additive	Tube Material	Qty/Cs
0109-0211					Glass	100PCS×18
0109-0212	KJ018NC	∅13×75mm	2mL	3.2% Sodium Citrate	PET	100PCS×18
0109-0311					Glass	100PCS×18
0109-0312	KJ027NC	∅13×75mm	3mL	3.2% Sodium Citrate	PET	100PCS×18
0109-0411					Glass	100PCS×18
0109-0412	KJ036NC	∅13×75mm	4mL	3.2% Sodium Citrate	PET	100PCS×18
0109-0511					Glass	100PCS×18
0109-0512	KJ045NC	∅13×75mm	5mL	3.2% Sodium Citrate	PET	100PCS×18
0109-0212D	KJ018NCD	∅13×75mm (Double-deck)	2mL	3.2% Sodium Citrate	PET	100PCS×18
0109-0312D	KJ027NCD	∅13×75mm (Double-deck)	3mL	3.2% Sodium Citrate	PET	100PCS×18

6. Glucose Tube

Glucose tube is used in blood collection for the test such as blood sugar, sugar tolerance, erythrocyte electrophoresis, anti-alkali hemoglobin and lactate. The added Sodium Fluoride effectively prevents metabolism of blood sugar and Sodium Heparin successfully solves the hemolysis. Thus, the original status of blood will last for long time and guarantee stable testing data of blood sugar within 72 hours. Optional additive is Sodium Fluoride+Sodium Heparin, Sodium Fluoride+ EDTA.K₂, Sodium Fluoride+EDTA.Na₂.

- ◆ Centrifugation speed: 3500-4000 r/m
- ◆ Centrifugation time: 5min
- ◆ Recommended storage temperature: 0-40 °C

REF	Original REF.	Tube Specification	Nominal Volume	Additive	Tube Material	Qty/Cs
0108-0211					Glass	100PCS×18
0108-0212	KJ020FX	∅13×75mm	2mL	Sodium Fluoride + Sodium Heparin	PET	100PCS×18
0108-0311					Glass	100PCS×18
0108-0312	KJ030FX	∅13×75mm	3mL	Sodium Fluoride + Sodium Heparin	PET	100PCS×18
0108-0411					Glass	100PCS×18
0108-0412	KJ040FX	∅13×75mm	4mL	Sodium Fluoride + Sodium Heparin	PET	100PCS×18
0108-0511					Glass	100PCS×18
0108-0512	KJ050FX	∅13×75mm	5mL	Sodium Fluoride + Sodium Heparin	PET	100PCS×18
0108-0521					Glass	100PCS×18
0108-0522	KJ0501FX	∅13×100mm	5mL	Sodium Fluoride + Sodium Heparin	PET	100PCS×18
0108-0621					Glass	100PCS×18
0108-0622	KJ0601FX	∅13×100mm	6mL	Sodium Fluoride + Sodium Heparin	PET	100PCS×18



7. DNA Preservation Tube

Unique newly developed protective agent is non-toxic. It can fix the blood cells, restrain DNase outside the cells, prevent the genome DNA release. Protect the dissociative DNA to be degraded. It can supply better solution for researching and applying of the dissociative Plasma DNA. It can be applied for Noninvasive screening of fetal birth defects (Noninvasive Down syndrome detection), tumour finding and research, the progress of tumour treatment and curative effect assessment. Molecular diagnostic and inspection of acute disease. Clinical Drug development and testing. The dissociative DNA can be stored at temperature of at least 14 days. Which makes sample collection, transportation and storage more convenient.

REF	Original REF.	Tube Specification	Nominal Volume	Additive	Tube Material	Qty/Cs
0112-0523	KJ0501DNA	∅13×100mm	5mL	Dedicated protective agent	Glass	100PCS×18
0112-1033	KJ1002DNA	∅16×100mm	10mL	EDTA	Glass	100PCS×12



Vacuum Blood Collection Tube

8. RNA Preservation Tube

Plasma Free RNA Preservation Tubes can be directly used for the stable preservation of free RNA, stabilizing cell-free RNA in plasma and preventing the release of non-target background RNA from blood cells, which can easily realize the collection, transportation and ambient storage of plasma free nucleic acid samples. It can stably preserve free RNA for at least 5 days at ambient conditions (15-25°C), which is very convenient for the transportation and storage of blood samples. Blood samples in the free RNA preservation tubes can be subjected to free RNA extraction according to most commercial reagent kits, and the extracted free RNA can be applied as the basis for quantitative RT-PCR, capillary-matrix, RNA localization, cDNA library establishment, gene expression and other kinds of downstream application research.

REF	Original REF.	Tube Specification	Nominal Volume	Additive	MAT Tube Material	Qty/Cs
0121-0521	KJ0501RNA	Ø13×100mm	5mL	Free-RNA Protective agent	Glass	100PCS×18
0121-1031	KJ1002RNA	Ø16×100mm	10mL		Glass	100PCS×12



REF	Original REF.	Tube Specification	Nominal Volume	Additive	MAT Tube Material	Qty/Cs
0102-0111					Glass	100PCS×18
0102-0112	KJ010K2E	Ø13×75mm	1mL	EDTA.K2	PET	100PCS×18
0102-0211					Glass	100PCS×18
0102-0212	KJ020K2E	Ø13×75mm	2mL	EDTA.K2	PET	100PCS×18
0102-0311					Glass	100PCS×18
0102-0312	KJ030K2E	Ø13×75mm	3mL	EDTA.K2	PET	100PCS×18
0102-0411					Glass	100PCS×18
0102-0412	KJ040K2E	Ø13×75mm	4mL	EDTA.K2	PET	100PCS×18
0102-0511					Glass	100PCS×18
0102-0512	KJ050K2E	Ø13×75mm	5mL	EDTA.K2	PET	100PCS×18
0102-0521					Glass	100PCS×18
0102-0522	KJ0501K2E	Ø13×100mm	5mL	EDTA.K2	PET	100PCS×18
0102-0621					Glass	100PCS×18
0102-0622	KJ0601K2E	Ø13×100mm	6mL	EDTA.K2	PET	100PCS×18
0102-0721					Glass	100PCS×18
0102-0722	KJ0701K2E	Ø13×100mm	7mL	EDTA.K2	PET	100PCS×18
0102-1031					Glass	100PCS×12
0102-1032	KJ1002K2E	Ø16×100mm	10mL	EDTA.K2	PET	100PCS×12
0103-0111					Glass	100PCS×18
0103-0112	KJ010K3E	Ø13×75mm	1mL	EDTA.K3	PET	100PCS×18
0103-0211					Glass	100PCS×18
0103-0212	KJ020K3E	Ø13×75mm	2mL	EDTA.K3	PET	100PCS×18
0103-0311					Glass	100PCS×18
0103-0312	KJ030K3E	Ø13×75mm	3mL	EDTA.K3	PET	100PCS×18
0103-0411					Glass	100PCS×18
0103-0412	KJ040K3E	Ø13×75mm	4mL	EDTA.K3	PET	100PCS×18
0103-0511					Glass	100PCS×18
0103-0512	KJ050K3E	Ø13×75mm	5mL	EDTA.K3	PET	100PCS×18
0103-0521					Glass	100PCS×18
0103-0522	KJ0501K3E	Ø13×100mm	5mL	EDTA.K3	PET	100PCS×18
0103-0621					Glass	100PCS×18
0103-0622	KJ0601K3E	Ø13×100mm	6mL	EDTA.K3	PET	100PCS×18
0103-0721					Glass	100PCS×18
0103-0722	KJ0701K3E	Ø13×100mm	7mL	EDTA.K3	PET	100PCS×18
0103-1031					Glass	100PCS×12
0103-1032	KJ1002K3E	Ø16×100mm	10mL	EDTA.K3	PET	100PCS×12
0117-0211					Glass	100PCS×18
0117-0212	KJ020N2E	Ø13×75mm	2mL	EDTA.Na2	PET	100PCS×18
0117-0521					Glass	100PCS×18
0117-0522	KJ0501N2E	Ø13×100mm	5mL	EDTA.Na2	PET	100PCS×18

9. EDTA Tube

EDTA tube is widely used in clinical haematology, cross matching, blood grouping as well as various kinds of blood cell test instruments. It offers a comprehensive protection for blood cell, especially for protecting the blood platelet, so that it can effectively stop the gathering of blood platelet and makes the form and volume of blood cell uninfluenced within a long time. Excellent outfits with super-minute technique can spray additive uniformly on the inner surface of the tube, thus blood specimen can completely mix with the additive. EDTA anticoagulant plasma is used for biological assay of pathogenic capillary organism, parasite and bacterial molecule, etc.



Vacuum Blood Collection Tube

10. PPT Tube

NAT tube is widely used in collection, transportation and storage of venous blood samples and sample treatment before analysis. Mainly used for inspection of nucleic acid amplification (Incl DNA of HBV, RNA of HCV,HIV) in clinics. The additive of this tube is: EDTA.K2+Gel separator, sterilized by irradiation radiation to ensure no DNase, RNase or Pyrogen. EDTA.K2 won't affect the activity of Taq enzyme in nucleic acid test, gel separator can eliminate the interference by hemoglobin of erythrocyte in the test of nucleic acid inspection. Samples after separation can be stored at -70°C.

REF	Original REF.	Tube Specification	Nominal Volume	Additive	Tube Material	Qty/Cs
0111-0312	KJ030GK	Ø13×75mm	3mL	Gel+EDTA.K2	PET	100PCS×18
0111-0522	KJ0501GK	Ø13×100mm	5mL	Gel+EDTA.K2	PET	100PCS×18
0111-0622	KJ0601GK	Ø13×100mm	6mL	Gel+EDTA.K2	PET	100PCS×18
0111-1032	KJ1002GK	Ø16×100mm	10mL	Gel+EDTA.K2	PET	100PCS×12

11. ESR Tube

- ◆ Ø13×75mm ESR Tube is specially used in blood collection and anticoagulation for Automated Erythrocyte Sedimentation Rate Analyzers sedimentation rate test with the mixing ratio of 1 part sodium citrate to 4 parts blood, by Westergren method.
- ◆ Ø8×120mm ESR Tube is applicable to various Automated Erythrocyte Sedimentation Rate Analyzers. Due to little volume and negative pressure inside the tube, it needs some time for blood collection. Do patiently wait until blood stops flowing into the tube. Then completely mix the anticoagulation and additive by turning the tube upside down for 6-8 times. Inappropriate mixing will cause hemolysis, coagulation or blood bubble and influence the test result.

REF	Original REF.	Tube Specification	Nominal Volume	Additive	Tube Material	Qty/Cs
0110-1241	KJ0128NC	Ø8×120mm	1.6mL	3.8% Sodium Citrate	Glass	100PCS×18
0110-0211	KJ016NC	Ø13×75mm	2mL	3.8% Sodium Citrate	Glass	100PCS×18
0110-0212	KJ016NC	Ø13×75mm	2mL	3.8% Sodium Citrate	PET	100PCS×18
0110-0311	KJ024NC	Ø13×75mm	3mL	3.8% Sodium Citrate	Glass	100PCS×18
0110-0312	KJ024NC	Ø13×75mm	3mL	3.8% Sodium Citrate	PET	100PCS×18

12. ESR Fast Detector

● Main Features

- ◆ Better compatibility compared with Westergren method.
- ◆ A safe, reliable and airtight operation during the whole process from blood collection to test, free of biological contamination.
- ◆ Designed with spirit level of patent technology, which ensures the detector horizontal and acclinic.
- ◆ 10 channels, synchronous operation allowed.
- ◆ Only 30 minutes needed for reading, easy and fast.
- ◆ Stainless steel soleplate with silicagel cushion on, which will avoid any noise or breakage when the ESR tube being placed.

● How to Use

- ◆ Carry out the venous blood collection according to standard requirements with Ø8×120mm ESR vacuum tube.
- ◆ Immediately invert the tube at 180 degrees for 6-8 times to achieve thorough mixing, which will avoid hemolysis, clotting or blood bubble.
- ◆ At the room temperature of around 20°C, vertically place the ESR tube containing blood sample onto the detector, note down the starting time and relevant numbers. Keep the detector still for 30 minutes and then read the millimeter of erythrocyte sedimentation.
- ◆ Detailed reading method: Keep it stable for 30min, align the plasma concave in ESR tubes to the zero scale of the detector. Then, read the data by aligning the upper surface of erythrocyte to the scale on the detector. (See as the schematic diagram)


● Notice

- ◆ Before operation, the ESR fast detector should be put on a steady platform and adjusted to be horizontal with knobs below the soleplate.
- ◆ The ESR tubes should be kept vertical during the whole sedimentation process, angle of inclination should not be more than 3° or else, the testing result will be of large deviation.
- ◆ Keep the room temperature at 20±5°C, sedimentation time 30±2min.

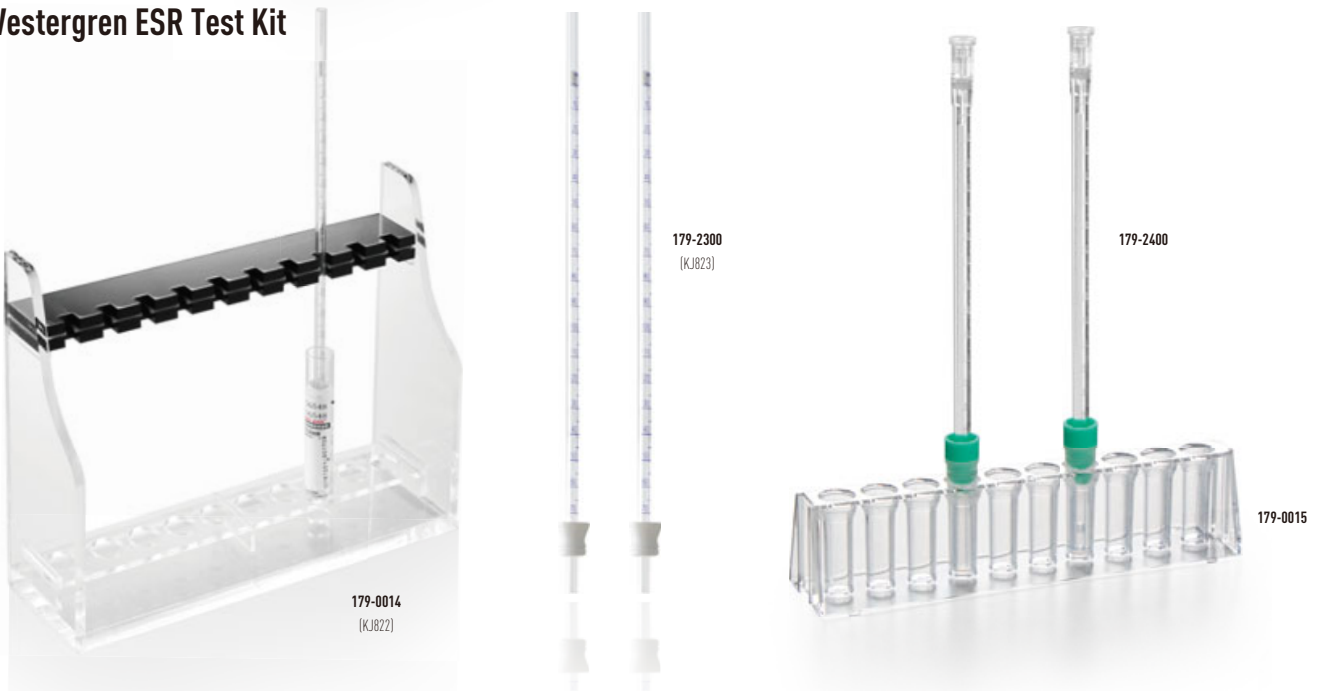
REF	Original REF.	Specification	Qty/Cs	Info
179-0013	KJ828	10-Position	20	ESR Fast Detector



Vacuum Blood Collection Tube



13. Westergren ESR Test Kit



REF	Original REF.	Specification	Qty/Cs	i
179-0014	KJ822	10-Position	20	ESR Rack
179-2300	KJ823	230mm	2000	ESR Tube
179-0015	-	10-Position	20	ESR Rack
179-2400	-		2000	ESR Tube

Venous Blood Collection Needle

- ◆ According to connection type, The disposable venous blood collection needle can be classified to Pen-type and Standard collection set.
- ◆ Made by Medical grade high polymer material, Sterilized by E.O, Non-toxic, aseptic and Non-Pyrogen.
- ◆ According to the gauge, needles can be divided into various specification 0.55-1.2mm, 18G-25G.

KANGJIAN Blood collection set consists of rubber sleeve, rubber stopper puncture needle, luer connector, soft tube, needle hub, venipuncture needle, venipuncture needle cap and other components.

◆ Please check the tip of the venipuncture needle before use, do not use if there are defects such as barbs, burrs, deformation, etc.

◆ Both pen-type blood collection needles and standard Blood collection set can be used with needle holders.



For use with needle holder



Individual pack

Colour	Orange ●	Purple ●	Blue ●	Black ●	Green ●	Yellow ●	Cream ●	Pink ●
Needle Spec. (mm)	0.5×20 (25G)	0.55×20 (24G)	0.6×25 (23G)	0.7×25 (22G)	0.8×27 (21G)	0.9×28 (20G)	1.1×28 (19G)	1.2×28 (18G)



0201-1122G



0201-1222G



Detachable adapter



0201-2122G




Safety lock protection

REF	Spec.	Qty/Pk	Qty/Cs	
0201-1122G	22G Single-wing	100	5000	Non-detachable adapter
0201-1222G	22G Single-wing	100	5000	Detachable adapter
0201-2122G	22G Double-wing, Safe type	100	2000	Non-detachable adapter with safety lock protection



REF	Spec.	Qty/PK	Qty/Cs	
0202-120G	20G, Pen type	100	5000	Yellow
0202-121G	21G, Pen type	100	5000	Green
0202-122G	22G, Pen type	100	5000	Black
0202-123G	23G, Pen type	100	5000	Blue

Blood Collection Accessories



REF	Spec.	Qty/Pk	Qty/Cs	
0203-101		100	2000	Needle holder
0203-102		100	2000	Needle holder
0204-101	General purpose	1	600	Tourniquets
0205-101	For adult	20	500	Bleeding timer
0205-102	For child	20	500	Bleeding timer

Correct Usage Method of Vacuum Blood Collection Tube

1. Blood collection sequence and attentions



Attentions:

- I . It's critical to fix the needle holder and needle wing of the scalp vein set.
- II . Do not use the tourniquet more than 1 minute.
- III . Immediately mix the blood and additive inside the tube after blood collection.
- IV . Collect blood as left sequence.

2. How to use KANGJIAN vacuum tube

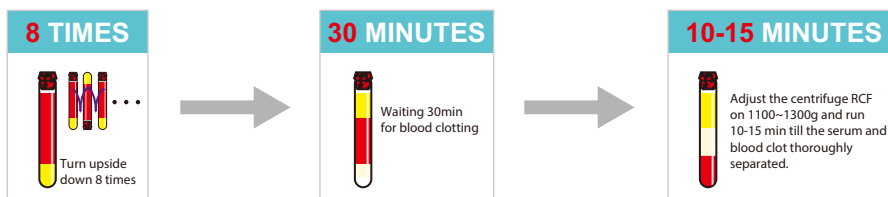
Pen-type blood collection needle

- Choose the right specification pen-type needle and take off the white cover of the needle.
- Screw the needle into the needle holder.
- Take off the color cover of the needle and choose the human proper vein to puncture. Insert the vacuum tube into the holder and press to puncture the tube stopper.
- After the vacuum in the tube used up, blood will stop flowing into the tube. Take out the tube from the holder.
- Right after the tube taken out, turn it upside down 5-6 times to mix the blood and additive inside completely. Intense turning is strictly prohibited.

Blood collection needle with scalp vein set

- Screw tight the connection between needle and the soft pipe to prevent leakage of vacuum or blood during the blood collection.
- Choose the human proper vein to puncture and blood flow could be seen.
- Insert another side of the needle into the tube stopper.
- When 0.5mL short of the rated blood volume in the final tube, take out the needle from the vein. Take off the needle from tube after blood in the soft pipe all flows into the tube.
- Right after the needle taken out, turn the tube upside down 5-6 times to mix the blood and additive inside completely. Intense turning is strictly prohibited.

3. Step of correctly preparing high quality serum with Gel/Clot activator tube



Non-Vacuum Blood Collection Tube

- ★ Made of medical grade PP material.
- ★ Siliconization treatment on the inner surface, no blood adhesion after collection.
- ★ High quality gel makes the serum separation complete with no fibrin adhering to the inner surface of the tube.
- ★ There uniformly sprays the quantitative coagulant/anticoagulant, which will mix smoothly and completely with the blood, thus ensures fast coagulation or effective anticoagulation.
- ★ Good compatibility makes the tube match with various kinds of biochemical, immunity and haematology analyzers.
- ★ Labels which can indicate the precise blood collection volume can be customized according to clients requirement.



REF	Original REF.	Tube Specification	Nominal Volume	Additive	Qty/Cs
0302-0212	KJ203	Ø13×75mm	2mL	EDTA.K2	100PCS×20
0302-0522		Ø13×100mm	5mL	EDTA.K2	100PCS×20
0307-0312	KJ204	Ø13×75mm	3mL	Lithium Heparin	100PCS×20
0307-0522		Ø13×100mm	5mL	Lithium Heparin	100PCS×20
0306-0312		Ø13×75mm	3mL	Sodium Heparin	100PCS×20
0306-0522		Ø13×100mm	5mL	Sodium Heparin	100PCS×20
0301-0312	KJ204-1	Ø13×75mm	3mL	Gel & Clot Activator	100PCS×20
0301-0522		Ø13×100mm	5mL	Gel & Clot Activator	100PCS×20
0308-0212	KJ204-2	Ø13×75mm	2mL	Sodium Fluoride+Heparin Sodium	100PCS×20
0308-0522		Ø13×100mm	5mL	Sodium Fluoride+Heparin Sodium	100PCS×20
0314-0212	KJ204-4	Ø13×75mm	2mL	Sodium Fluoride+EDTA.K2	100PCS×20
0314-0522		Ø13×100mm	5mL	Sodium Fluoride+EDTA.K2	100PCS×20
0304-0312	KJ204-4	Ø13×75mm	3mL	No Additive	100PCS×20
0304-0522		Ø13×100mm	5mL	No Additive	100PCS×20

- ★ KANGJIAN now launch the new type non-vacuum tube.
- ★ With the excellent design for the stopper and tube structure, it is convenient for inserting or removing the stopper.
- ★ Perfect match between the stopper and the tube ensures no leakage.
- ★ Easy and convenient for one-hand operation during the experiment.




Capillary Blood Collection Tube

▲ This type is a newly designed capillary blood collection tube of 041 type. With higher automation degree in the laboratories, informatization is also promoted, barcode scanning, specimen tested on machine, Test result storage are all common items in laboratory. This newly designed capillary blood collection tube can be applied for blood analyzer directly, It has advantage on function and structure which can meet the test requirement furthest.

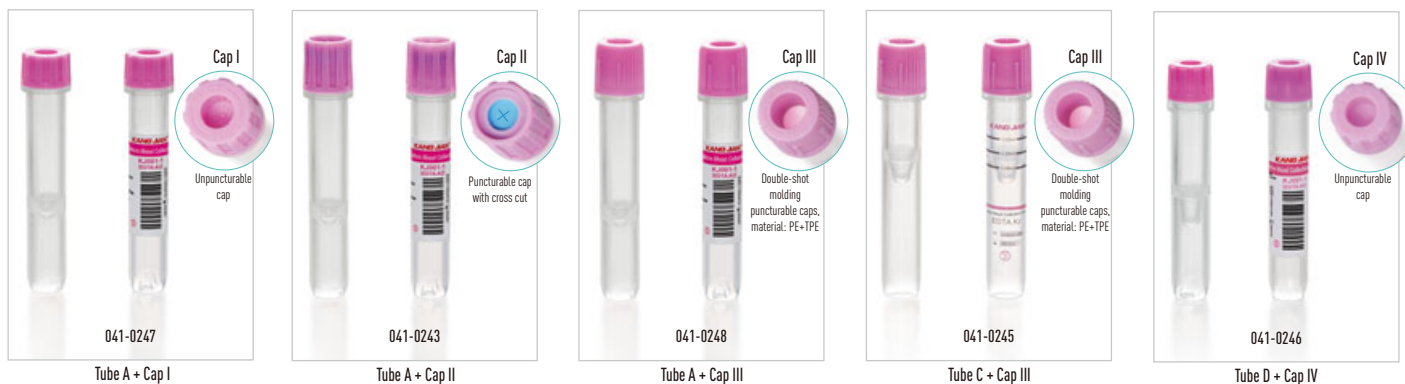
- ▲ Smooth and round design on tube mouth, which can be used to collection tip blood sample smoothly.
- ▲ Barcode management, Enough space left to observe blood collection volume after barcode pasted. It can be connected to the informatized data system easily.
- ▲ V bottom for easier collection and absorbing of blood sample.
- ▲ extended Tube body is customized for automatic inspection of blood analyzer,It can be put in test tube rack, easily for specimen management in labs.
- ▲ It can be adapted to: All manual loading analyzer, Including: Mindary 5100,5300,5800,6800. NIHON KOHDEN 7222, 8222 analyzer, SYSMEX XS500i, XS800i, 1800, 2100. It can be loaded directly in:XS1000i, 900i, XNB2, XNB4 model of SYSMEX analyzer.
- ▲ Applicable for many automatic CRP machines.



(For use with automated blood analyzers)



○ Puncturable cap for puncture and liquid drawing by the automatic analyzer. ○ Smooth and round mouth design. ○ V bottom design. ○ Barcode information management. ○ 100 PCS



REF	Original REF.	Tube + Cap	Additive	Blood Collection Volume	Qty/Cs	i
041-0247		Tube A + Cap I				
041-0243		Tube A + Cap II				
041-0248	KJ001-1	Tube A + Cap III	Customized: EDTA Lithium heparin No additive Gel & Clot activator ...	0.25mL / 0.5mL	100PCS×30	1. Multiple combinations of cap+tube to adapt to the experimental needs of auto analyzer. 2. Can be customized with different additives, labels and cap colors. 3. E.O. or Irradiation Radiation / Non-Sterile
041-0245		Tube C + Cap III				
041-0246		Tube D + Cap IV				
041-0246		Tube D + Cap IV				

▲ REF:041 capillary blood collection tube has humanized design and snap sealed safety cap, the tube can effectively prevent blood leakage. Owing to its multi-dentation and double orientation structure, it's convenient for safe transportation and simple operation, free of blood spatter.

- ▲ The color coding of safety cap is consistent with International Standard, Easy for identification.
- ▲ Salient design for the edge of the tube mouth is easy for users shoveling blood into the tube. Simple, fast and intuitionistic, the blood volume can be easily read with clear graduation line.
- ▲ Special treatment inside the tube, it's smooth on the surface with no blood adhesion.
- ▲ KANGJIAN can customize barcode, and sterilize the tube with irradiation rays as per clients' requirements to achieve asepsis testing.



041-0221 041-0721 041-0421 041-0121 (KJ001)

REF	Original REF.	Additive	Volume	Qty/Cs	i
041-0221		EDTA	0.25 / 0.5 / 1 mL	100PCS×30	
041-0721	KJ001	Lithium Heparin / Sodium Heparin	0.25 / 0.5 / 1 mL	100PCS×30	E.O. or Irradiation Radiation / Non-Sterile
041-0421		No Additive	0.25 / 0.5 / 1 mL	100PCS×30	
041-0121		Gel & Clot Activator	0.25 / 0.5 / 1 mL	100PCS×30	
041-0222	KJ001-2	EDTA	0.25 / 0.5 / 1 mL	100PCS×30	V-bottom



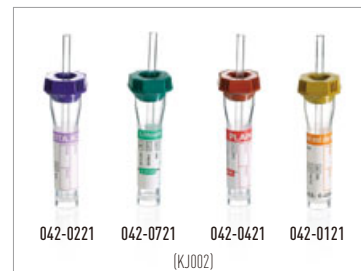
041-0222

Capillary Blood Collection Tube

▲ **REF:042** is designed under scientific concept, the sealed butyl rubber stopper is designed with central cross incision on top for easy inserting of the capillary. After blood collection, the cross incision automatically seal up when the capillary is pulling out, which effectively prevent blood leaking to guarantee safe and reliable transportation.

▲ With special surface treatment both inside the capillary and capillary storage tube, blood samples will automatically flow into bottom of the storage tube through the capillary without any blood adhesion or harm to the blood corpuscle. The additive is uniformly sprayed on surface both inside the capillary and storage tube, which is quite easy for blood anticoagulation, while avoiding tiny clotting. In this way, accurate testing result is guaranteed.

▲ The cross incision is applicable to the sampling needle of all analyzers. Easy insert and automatic sampling requiring no cap opening operation during the whole testing process, safe and efficient.



○ Funnel for Capillary blood collection tube of REF:042

It's mainly used to be assorted to the KJ002 capillary blood collection tube to transfer blood specimen, It's used for collection of peripheral blood capillary blood, And it allows samples to be transferred to the second tube, while using the funnel it's no need to open the rubber cover of the micro tube, And after removing the funnel the tube will be sealed again or you can send it to be analyzed by the automatic analyzer.



HOW TO USE →




REF	Original REF.	Additive	Volume	Qty/Cs	i
042-0221	KJ002	EDTA	0.25 / 0.5 / 1 mL	100PCS×30	E.O. or Irradiation Radiation / Non-Sterile
042-0721		Lithium Heparin / Sodium Heparin	0.25 / 0.5 / 1 mL	100PCS×30	
042-0421		No Additive	0.25 / 0.5 / 1 mL	100PCS×30	
042-0121		Gel & Clot Activator	0.25 / 0.5 / 1 mL	100PCS×30	
046-0001	KJ205-2	-	-	Customized	Funnel for Capillary blood collection tube E.O. or Irradiation Radiation

▲ **REF:043** has the unique shovel-like design of the tube, easy for peripheral blood flowing into the tube rapidly, safe and convenient. Conical end is more compatible for collecting micro blood specimen. Silicone treated on the inner face, Minutely uniform spraying makes the blood completely contact with the imported high-quality anticoagulant, which will achieve thorough anticoagulation without any worry about the tiny coagulation, thus guarantee the accuracy and reliability of the testing result.



REF	Original REF.	Additive	Volume	Qty/Cs	i
043-0211	KJ003	EDTA	0.25 / 0.5 mL	1000PCS×10	Extended tube, deepened V-shaped bottom, which facilitates capillary blood collection. Customized bar code label available.
043-0212	KJ003-1	EDTA	0.25 / 0.5 mL	1000PCS×10	

Lancet



REF	Original REF.	Specification	Qty/Cs	
045-0001	KJ205	23G / 26G / 28G	100PCS×200	Disposable Blood Lancet
045-0003	KJ205-1	26G	100PCS×200	Pressure Activated Safety Lancet

Sharps Container

- Made by PP material, No PVC included, it can reduce the contamination of environment when disposal injury wastes by high temperature.
- Made by hard material, Sealed and anti-piercing. Safe, convenient, leakage proof, easy for disposal by high temperature. Once sealed, open by mistake is impossible without damage on it.
- Convenient for safe disposal of disposable venous blood collection needle, also can be used for collecting syringes, infusion sets, blades and structure needles etc.
- Color to be Yellow (Red can be customized). Warning marks shown on the side of the container.

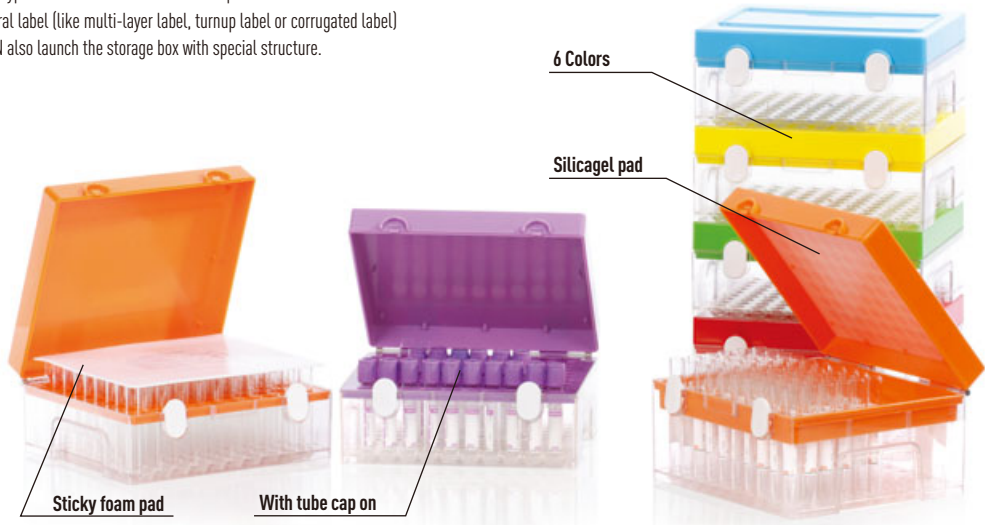


REF	Original REF.	MAT	Volume	Qty/Cs	
05-0111	KJ825	PP	1L	200	Safety Container, Cylinder
05-0211	KJ825-1	PP	2L	200	
05-0311	KJ826	PP	3L	100	
05-0511	KJ826-1	PP	5L	80	
05-0321	KJ827-1	PP	3L	60	Safety Container, Square
05-0521	KJ827-2	PP	5L	40	
05-0721	KJ827-3	PP	7L	30	
05-1321	KJ827-4	PP	13L	20	

Vacuum tube cold storage box

Overview

- ① To meet the demand of lab safety and ISO 15189 standard, We now launch the Vacuum tube cold storage box after analyzed, It makes the work for blood specimen aftertreatment faster, easier, and safer. It's the ideal choice for laboratory safety and quality control.
- ② According to different sealing method, it can be divided into three types: Silicagel pad, Sticky foam pad and no pad with the tube cap on.
- ③ For different clinical department, Testing items and date, We prepared 6 different colors for each of the three kinds of box: Red, Orange, Yellow, Green, Blue and Purple.
- ④ According to the tube size, each of the three types can match with tubes of two specifications: $\Phi 13 \times 75\text{mm}$ and $\Phi 13 \times 100\text{mm}$.
- ⑤ To avoid any inconvenience caused by unnormal label (like multi-layer label, turnup label or corrugated label) or non-standard bigger diameter tube, KANGJIAN also launch the storage box with special structure.



Features

- ① Press down the cover slightly, the box will automatically lock and seal, one light press on the buckle can easily open it.
- ② Detachable design allows it to be used as a test tube rack.
- ③ Moulded code no of 1-100, convenient for locating the samples.
- ④ Multi-color label, Easy to write related information and put on the box.
- ⑤ Hidden handle design, brief and delicate.
- ⑥ Particular locating slot design makes boxes stack available without moving or sliding.
- ⑦ Convenient to put or take out tubes with unnormal label (like multi-layer label, turnup label or corrugated label, or tubes with big diameter less than 14mm).
- ⑧ Adapted to store tubes with safety cap on.



Types

Silicagel Pad :

- ① Adapted to store vacuum blood collection tubes after cap removed.
- ② The silicagel pad is made by superior raw material to keep its physical and chemical property stable. Flexible and no deformation, combines tight with tubes while closing the cover.
- ③ Ensure the flat surface of the pad outward, or else it would affect the sealing.

Sticky Foam :

- ① Adapted to store vacuum blood collection tubes after cap removed.
- ② Features: Easy and convenient for disposal without blood pollution.
- ③ Strong adhesion can tightly seal the blood collection tubes after closing the cover. Twice stickup is available after tube being removed from the pad.



REF	Original REF.	Dimension	Tube Spec.	Box Colour	i
06-2001	KJ834	200×180×95mm	$\Phi 13 \times 100\text{mm}$		For tubes without cap, With:Silicagel pad, Sticky foam pad, Colour card
06-1001	KJ834-1	200×180×85mm	$\Phi 13 \times 75\text{mm}$	6 Optional Colors 	For tubes without cap, With:Silicagel pad, Sticky foam pad, Colour card
06-1101	KJ834-2	200×180×85mm	$\Phi 13 \times 75\text{mm}$		For tubes with cap, With:Silicagel pad, Sticky foam pad, Colour card

02

CUVETTE & SAMPLE CUP

		Page
◎ CUVETTE	081	01-04
◎ SAMPLE CUP	082	05-08

Cuvette



081-101
(KJ133)



081-102
(KJ134)



081-103
(KJ135)



081-104
(KJ136)



081-105
(KJ139)



081-106
(KJ111)



081-107
(KJ111-1)




081-108
(KJ111-2)




081-109
(KJ112-1)








081-110
(KJ112-2)



081-111
(KJ104)








081-112
(KJ104-1)

REF	Original REF.	MAT					
081-101	KJ133	PS	12.5×12.5×45mm		100	2000	Application: 340-800mm
081-102	KJ134	PS	12.5×12.5×45mm		100	2000	Application: 340-800mm
081-103	KJ135	PS	12.5×12.5×45mm		100	2000	Application: 340-800mm
081-104	KJ136	PS	12.5×12.5×45mm		100	2000	Application: 340-800mm
081-105	KJ139	PS	15.7×11.8×46mm		100	2000	
081-106	KJ111	PS	∅15×35mm	2000		20000	For Sysmex CA 530
081-107	KJ111-1	PS	∅15×35mm	1000		24000	For Sysmex CA 7000
081-108	KJ111-2	PS	∅15×35mm	3000		24000	For Sysmex CA 1500
081-109	KJ112-1	PS	∅15×35mm	2000		24000	For Sysmex CA 2000i
081-110	KJ112-2	PS	∅8.8×30mm	2000		20000	For SEKISUI
081-111	KJ104	PS	60×32mm	29		2001	For German BE Automatic
081-112	KJ104-1	PS	119×32mm	8		1160	For German BE Automatic

Cuvette



REF	Original REF.	MAT					
081-113	KJ101	PS	7.5×8×23mm	1000		25000	For German BE 1 Channel
081-114	KJ102	PS	7.5×29×21mm	600		6000	For German BE 2 Channel
081-115	KJ103	PS	7.5×61×21mm	300		6000	For German BE 4 Channel
081-116	KJ105	PS	11×30×27mm	100		4000	For German BECL4 2 Channel
081-117	KJ106	PS	11×60×27mm	50		1000	For German BECL4 4 Channel
081-118	KJ107	PS	11×120×27mm	25		500	For German BECL4 8 Channel
081-119	KJ108	PS	∅17×26mm	1000		10000	For German TECO
081-120	KJ109	PS	11×31×19mm	1000		10000	For German TECO 2 Channel
081-121	KJ110	PS	∅10×19mm	1000		25000	For German TECO 1 Channel
081-122	KJ110-1	PS	∅10×23mm	1000		25000	For German TECO 1 Channel
081-123	KJ114	PS	7.5×8×23mm	1000		10000	For Spain Cruor Apparatus
081-124	KJ115	PS	11×120×27mm	1000		10000	For German LABOR

Cuvette



081-125
(KJ124)



081-126
(KJ125)



081-127
(KJ132)



081-128
(KJ137)



081-129
(KJ138)



081-130
(KJ116)



081-131
(KJ118)



081-132
(KJ122)



081-133
(KJ120)



081-134
(KJ121)

REF

Original REF.

MAT



081-125

KJ124

PS

11×60×27mm

50

3000

For Beijing Perlong

081-126

KJ125

PS

11×30×27mm

25

500

For Swiss SEROZYME

081-127

KJ132

PS

Ø11×23mm

1000

10000

For Sigma KC-40

081-128

KJ137

PS

Ø12×30mm

1000

10000

FC Serum Cup

081-129

KJ138

PS

Ø10×30mm

1000

10000

FC Serum Cup

081-130

KJ116

PS

47.5×9×27mm

200

4000

For American Pacific

081-131

KJ118

PS

45×19×28mm

100

2000

For Zhongshan Peikang

081-132

KJ122

PS

Ø108mm

1

500

For American Coulter

081-133

KJ120

PS

66.5×16×24mm

175

2100

For Precil / For French STAGO

081-134

KJ121

PS

66×16×30mm

140

2800

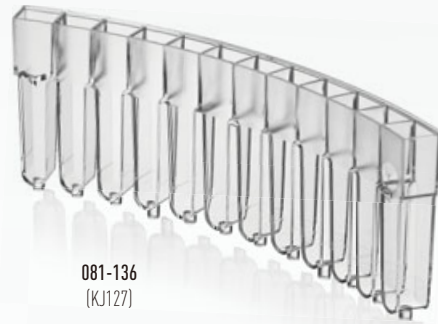
For Steellex

Cuvette

081-135
(KJ123)



081-136
(KJ127)



081-137
(KJ128)



081-138
(KJ129)



081-139
(KJ130)



REF

Original
REF.

MAT



081-135

KJ123

PS

96×9×18mm

2000

For Beckman

081-136

KJ127

PS

96×9×18mm

400

For Roche

081-137

KJ128

PS

1200

For Specific Protein Analyzer

081-138

KJ129

PS

2000

For BN100 Specific Protein Analyzer

081-139

KJ130

PS

1200

For French Biomerieux

Sample Cup



082-101
(KJ206)



082-102
(KJ211)



082-103
(KJ212)



082-104
(KJ213)



082-105
(KJ214)



082-106
(KJ215)



082-107
(KJ216)



082-108
(KJ219)



082-109
(KJ220)



082-110
(KJ224)



082-111
(KJ225)








082-112
(KJ226)



082-123
(KJ241)








082-124
(KJ242)

REF	Original REF.	MAT					
082-101	KJ206	PS + PP	Ø24×45mm	180		1800	For Swiss AC900 series
082-102	KJ211	PS	Ø16×38mm	500		5000	For Hitachi 7150, 7060 series
082-103	KJ212	PS	Ø13×24mm	1000		10000	For American Beckman CX series
082-104	KJ213	PS	Ø14×25mm	1000		10000	For American Beckman 700/American Dupont
082-105	KJ214	PS	Ø13×20mm	1500		15000	For Kodak
082-106	KJ215	PS	Ø13×17mm	1500		13500	For American IL
082-107	KJ216	PS	Ø12×20mm	2000		20000	For American Corning 550, 560 series
082-108	KJ219	PS	Ø15×40mm	500		5000	For American Abbott CCX
082-109	KJ220	PS	Ø13×38mm	500		6000	For Hitachi Minimum
082-110	KJ224	PS		1000		9000	For Hitachi (Conical sample cup)
082-111	KJ225	PS	Ø10×49mm	500		5000	For American Abbott
082-112	KJ226	PS	Ø17.5×53mm	400		4000	For American Abbott AXSYM
082-123	KJ241	PS				2000	DiaSorin biochemical Cup (six hole)
082-124	KJ242	PS				1000	For Dade Behring protein analyzer

Sample Cup



REF	Original REF.	MAT					
082-113	KJ221	PS	Ø7×26mm	2000		20000	For Bowlinman / Roche
082-114	KJ222	PP	Ø9×18mm	2000		20000	For Shanghai AnTai
082-115	KJ223	PP	Ø11×19mm	2000		20000	For American M10
082-116	KJ223-1	PP	Ø15×22mm	1000		10000	For SINNOWA
082-117	KJ246	PP	Ø15×25mm	1000		10000	For Simens
082-118	KJ236	PP	40×11mm	1000		10000	For Abbott Architect i2000 SR
082-119	KJ236-1	PP		1000		10000	For Autobio
082-120	KJ238	PP		1000		10000	For Beckman DXI800
082-121	KJ239	PP		1000		10000	For Simens
082-122	KJ247	PS		1000		10000	For Sysmex
082-129	KJ217	PP	8×34mm	1000		10000	For Roche COBAS
082-125	KJ227	PS	37×14×21mm	200		6000	For Ciba Corning 550 Express
082-126	KJ228	PS	53×9×18mm	25		2500	For Finland Cornyi

Sample Cup



082-127
(KJ229)



082-128
(KJ230)



Type A

A-Type Cap
Quantitative Suction Dropper



Type B

B-Type Cap
Quantitative Suction Dropper



Type C

C-Type Cap
Quantitative Suction Dropper



082-137
(KJ240)



082-138
(KJ240-1)



082-139
(KJ240-2)



082-140
(KJ240-3)

REF

Original
REF.

MAT



082-127

KJ229

PS

15

1050

For American MD2000 / 1800

082-128

KJ230

PS

15

1050

For American MD3000

082-137

KJ240

PS

5µl

1000

10000

Quantitative Suction Dropper, For Type A / B / C

082-138

KJ240-1

PS

10µl

1000

10000

Quantitative Suction Dropper, For Type A / B / C

082-139

KJ240-2

PS

7.5µl

1000

10000

Quantitative Suction Dropper, For Type A / B / C

082-140

KJ240-3

PS


10µl

1000

10000

Quantitative Suction Dropper, For Type A / B / C

Sample Cup



REF	Original REF.	MAT					
082-131	KJ231		138×121×54mm		48	96	Set Packed Sample Cup & Tip for Roche
082-132	KJ232		112×94×45mm		30	120	Set Packed Tip for Roche
082-133	KJ233		95×59×30mm		60	240	Set Packed Sample Cup for Roche
082-136	KJ245	PS	18×9×7mm		100	2000	For Beckman ACL-TOP

03

SWAB

	Page
◎ Transport Swab	01
◎ Microbiological Swab	02
◎ Flocked Swab & Simple Swab	03
◎ Virus Collection and Preservation System	03-04
◎ Surface Microbiology Sampling Tube	05
◎ Cervix Sampler & Cervix Sampling Set	06

Transport Swab

1. Transport Swab with PS Tube

- ◆ This kind of swab is composed by stainless steel stick, tip and PS sealing tube. The swab tip material is available in superior absorbent cotton, rayon, polyester fiber.
- ◆ Special treatment on the stick makes the tip wrapped on the stick tightly.
- ◆ Adapted to sampling from the parts of urethra and so on.
- ◆ Individual or bulk pack available.

2. Transport Swab with PP Tube

- ◆ This kind of swab is composed of collection swab, tip and PP sealing tube. According to different requirements, the swab stick has optional material like wood, PP or PS. The swab tip material is available in superior absorbent cotton, rayon, polyester fiber.
- ◆ Used for sampling from the parts of vagina, urogenital canal, etc.
- ◆ Adapted to sampling from the parts of urethra and so on.
- ◆ Individual or bulk pack available.



REF	Original REF.	MAT	mm				i
151-5201	KJ501	Stick: Stainless Steel Tip: Rayon	Ø12×88mm	100	2000	Individual Pack,	STERILE EO or STERILE R
152-2201	KJ502	Stick: PS, Tip: Rayon	Ø13×178mm	100	1000	Individual Pack,	STERILE EO or STERILE R
152-2202		Stick: PP, Tip: Rayon		100	2000	Bulk Pack,	STERILE EO or STERILE R
152-3201	KJ502-2	Stick: PS, Tip: Polyester	Ø13×178mm	100	1000	Individual Pack,	STERILE EO or STERILE R
152-3202		Stick: PP, Tip: Polyester		100	2000	Bulk Pack,	STERILE EO or STERILE R
152-1101	KJ502-3	Stick: Wood, Tip: Cotton	Ø13×178mm	100	1000	Individual Pack,	STERILE EO or STERILE R
152-1102		Stick: Wood, Tip: Rayon		100	2000	Bulk Pack,	STERILE EO or STERILE R
152-1201	KJ502-4	Stick: Stainless Steel Tip: Rayon	Ø13×178mm	100	1000	Individual Pack,	STERILE EO or STERILE R
152-1202		Stick: PS, Tip: Cotton		100	2000	Bulk Pack,	STERILE EO or STERILE R
152-5201	KJ502-5	Stick: PS, Tip: Cotton	Ø13×178mm	100	1000	Individual Pack,	STERILE EO or STERILE R
152-5202		Stick: PP, Tip: Cotton		100	2000	Bulk Pack,	STERILE EO or STERILE R

Microbiological Swab

- ◆ It can be classified to: Amies medium, Amies with Charcoal, Stuart medium, Stuart with Charcoal, Cary-blair medium and Cary-Blair with Charcoal.
- ◆ It can supply a best solution for the collection ,storage, transportation of the microorganism specimen, whose character and activity can be effectively protected before analysis.
- ◆ It is composed by collection swab and swab tube with medium. According to different requirements, the swab stick has optional material like wood, PP or PS. The swab tip material is available in superior absorbent cotton, rayon, polyester fiber.
- ◆ Adapted to sampling from the parts of pharyngeal, nose, ear, eye, vagina, urogenital canal, skin, intestinal tract etc.
- ◆ Sterilized by Irradiation.

1. Amies Agar Gel Swab:

Used for bacillus coli sampling. Can be stored for 72 hours after collection.

2. Stuart Agar Gel Swab:

Used for gonococcus sampling. Can be stored for 72 hours after collection.

3. Cary-Blair Agar Gel Swab:

Used for campylobacter jejuni sampling, comma bacillus, salmonella, shigella. Can be stored for 72 hours after collection.



REF	Original REF.	MAT	mm			
154-1001	KJ502-7	Stick:PS / PP Tip:Cotton / Polyester / Rayon	Ø13×178mm	Individual Pack	800	Medium: Amies, Individual Pack, STERILE R
154-1101	KJ502-6	Stick:PS / PP Tip:Cotton / Polyester / Rayon	Ø13×178mm	Individual Pack	800	Medium: Amies with Charcoal, Individual Pack, STERILE R
154-2001	KJ502-8	Stick:PS / PP Tip:Cotton / Polyester / Rayon	Ø13×178mm	Individual Pack	800	Medium: Stuart, Individual Pack, STERILE R
154-2101	KJ502-9	Stick:PS / PP Tip:Cotton / Polyester / Rayon	Ø13×178mm	Individual Pack	800	Medium: Stuart with Charcoal, Individual Pack, STERILE R
154-3001	KJ502-10	Stick:PS / PP Tip:Cotton / Polyester / Rayon	Ø13×178mm	Individual Pack	800	Medium: Cary-Blair, Individual Pack, STERILE R
154-3101	KJ502-11	Stick:PS / PP Tip:Cotton / Polyester / Rayon	Ø13×178mm	Individual Pack	800	Medium: Cary-Blair with Charcoal, Individual Pack, STERILE R

Flocked Swab & Simple Swab

- ◆ The simple swab consists of a swab stick and cotton head. The swab stick is made of wood or PS or PP. The cotton head is made of high-quality absorbent cotton, rayon or polyester, which can be customized according to needs.
- ◆ The flocked swab adopts innovative technology of nylon fiber spray implantation to maximize the sampling efficiency of the sampling swab. The nylon fibers are vertically and evenly attached to the surface of the swab head. The upright nylon fibers are like a soft brush to collect more samples. The capillary action between the nylon fibers enhances the capacity of water-based samples, and the samples are concentrated on the surface of the swab, which makes it easier to elute. Outstanding sample collection and release capabilities, capable of quickly adsorbing small amounts of samples, and high efficiency during release. The increase in the number of targeted cells helps to improve the sensitivity of rapid diagnostic tests. It is especially suitable for sample collection of various viruses, RNA/DNA, etc. The swab stick made of ABS has a breaking point design to facilitate sample handling, storage and transportation.
- ◆ Irradiation sterilization, individual or bulk pack for various options.



Nylon flocking can greatly increase the efficiency of sample collection and release, especially for the collection of virus and DNA samples.

REF	Original REF.	MAT	mm			
155-4404	KJ502-21			500	5000	
155-4402	KJ502-14			500	5000	
155-4401	KJ502-17	Stick: ABS Tip: Nylon Flocked	150mm	500	5000	Individual Pack STERILE R
155-4405	KJ502-28			500	5000	
155-4406	KJ502-12			500	5000	
155-2301	KJ502-16	Stick: PS / PP / Wood		500	5000	Individual Pack STERILE R
155-2302		Tip: Cotton / Polyester / Rayon	150mm		Customized	Bulk Pack, STERILE EO or STERILE R

Virus Collection and Preservation System

Description :

Adapted to collection and later separation for virus of flu, Bird flu, Hand-foot and mouth disease, measles etc. It is also adapted to collection and transport for Viruses, such as Chlamydia, Mycoplasma and Ureaplasma specimens. Generally collect specimen from: Oral cavity, throat, nasopharynx, anus etc. System components: Flocked swab, Virus preservation medium and Biohazard bag.

Product composition :

1. Virus Storage Tube

Tube body and cap are made by medical grade Polypropylene, No deformation after HTHP (121°C, 15min), no embrittlement under low temperature (-196°C). It can bear static extrusion and dynamic impact. Taper bottom design makes it bear centrifugation and shaking. Leakage proof. Non-pyrogenic and DNase/RNase-free.

2. Choose different Sample storage liquid

Preservation Medium (Non-inactivated)

The tube contains 3mL-6mL of preservation medium, According to vast test of the influence to cells among Basic liquid, buffer system, protein stabilizer, freezing protective agent, amino acid, etc. We summarize a formula which is most applicable for the virus storage. It can keep a high efficiency for virus storage, and largely increase the positive rate of virus culture. Glass bead inside for easy elution, it can make more microorganism such as virus release to the storage media.

Virus Collection and Preservation System

◆ Upgraded preservation medium based on international standards has good bacteriostatic performance and efficient storage, which greatly improves the positive rate of virus isolation.

1. Preservation Medium

The tube contains 3mL-6mL of preservation medium, with or without Guanidine thiocyanate, this product includes virus lysates and nucleic acid preservation solutions, and mixing it with virus samples to inactivated virus and maintain the integrity of virus nucleic acids at room temperature for 7 days. The collected viral RNA samples can be widely used in gene detection, such as PCR and high-throughput sequencing.

- ◆ Unique media formulation to inactivates viruses and reduces laboratory infection risk.
- ◆ Preserved nucleic acids of inactivated virus samples for up to 7 days at room temperature (Cold chain transportation is not necessary).
- ◆ Reduce false negatives results (Avoid RAN degradation, without affecting PCR system).
- ◆ Extraction-free inactivated type is also available (Preservation solution can be directly used as a template for RT-PCR).

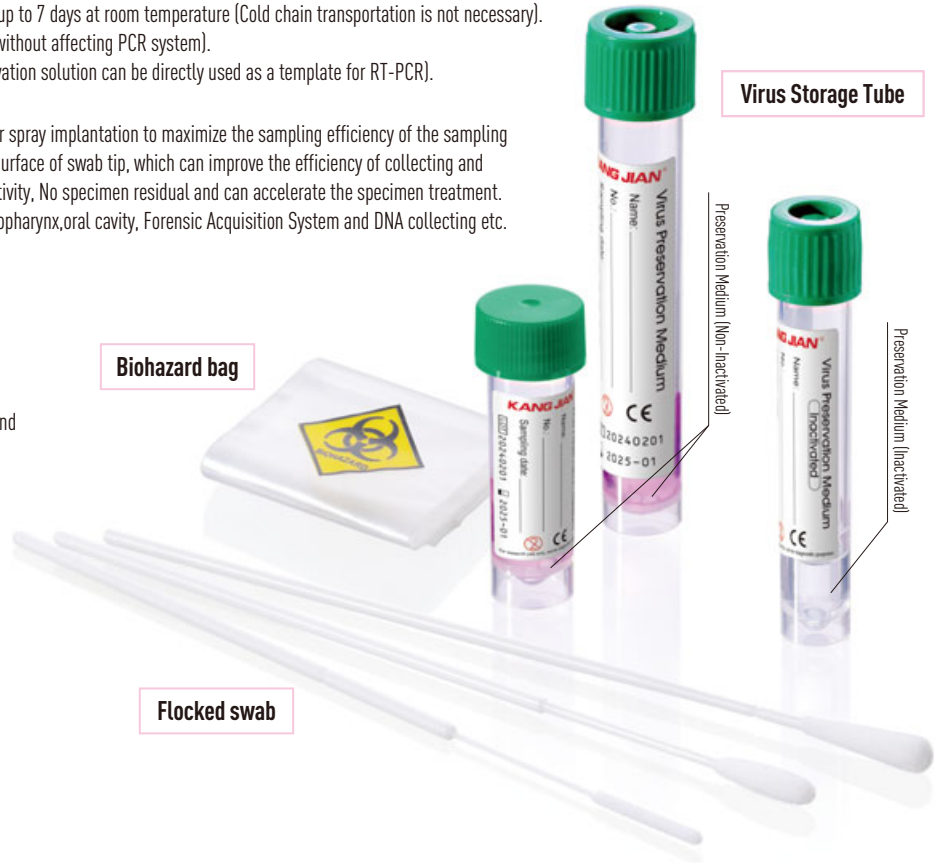
2. Flocked swab

The flocked swab adopts innovative technology of nylon fiber spray implantation to maximize the sampling efficiency of the sampling swab. The nylon is adhered vertically and uniformly on the surface of swab tip, which can improve the efficiency of collecting and releasing cells and liquid samples. Improve analytical sensitivity, No specimen residual and can accelerate the specimen treatment. ABS sticker is easy to break off. Adapted to cervix uteri, nasopharynx, oral cavity, Forensic Acquisition System and DNA collecting etc. Individual packed.

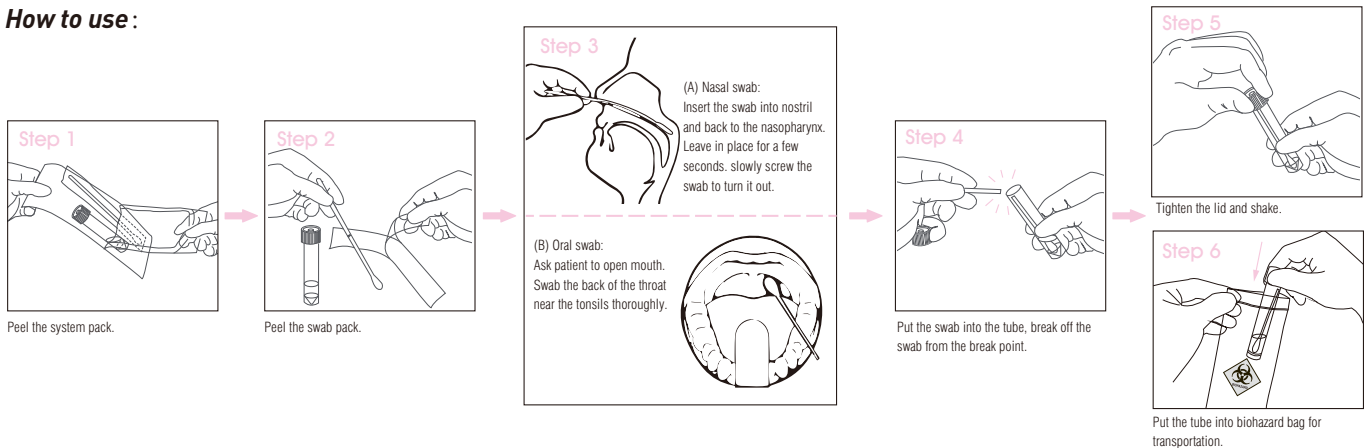
- ◆ Higher sampling rate.
- ◆ Faster and complete release of samples .
- ◆ Enhance the sensitivity of diagnosis.
- ◆ Easy breakpoint design.

3. Biohazard bag

The sampling tube containing virus samples will be stored and transported in the biohazard bag to ensure the safety of medical examination.



How to use :



REF	Tube Type	MAT	Swab Type	Preservation Medium	i
156-050	5mL	Tube: PP Stick: ABS	Customized: KJ502-21 KJ502-14	1mL-3mL Options: Inactivated, non-inactivated, w/ guanidine salt or w/o guanidine salt	Sampling tubes, Preservation medium, swab specifications and quantities can all be flexibly combined and customized.
156-070	7mL	Tip: Nylon Flocked	KJ502-12		
156-100	10mL				

Surface Microbiology Sampling Tube

- ◆ KANGJIAN Surface Microbiology Sampling Tubes (pre-filled 0.85% saline with neutralizer) are mainly used for the collection of microorganisms (including viruses) on the surface of environmental object surface, applicable to various industry like cold chain, catering industry, hospital sensory control and public health monitoring, etc.
- ◆ Sampling tubes containing neutralizing agents can effectively neutralize disinfectant residues on the surface of objects. It can neutralize not only quaternary ammonium disinfectants, but also single disinfectants such as alcohols, phenols, aldehydes, peroxides, chlorine-containing, iodine-containing and compound disinfectants with no more than 3 disinfectant substances. It guarantees bacteria and viruses in the sample to be detected successfully.
- ◆ Swabs with polyester sponge swab heads have significantly higher collection efficiency and release rates than conventional swabs. The large swab head, having a large contact area with the sample surface, allows for shorter collection times.
- ◆ PP material sampling tube body is resistant to high-strength extrusion impact, resistant to -80°C~+121°C. The safety anti-leakage cap matches tightly with the tube, and guarantees leak-proof.

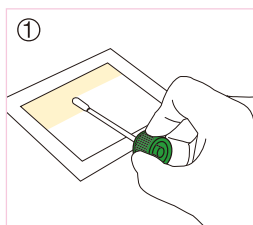


Polyester sponge swab head
Higher collection efficiency and release rates.

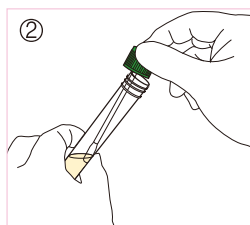
158-1001	10mL	Ø16×100mm	Tube:PP Swab head: Polyester sponge	3.5mL, 0.85% saline (with neutralizer)	STERILE R	50 PCS	500 PCS/BOX

How to use:

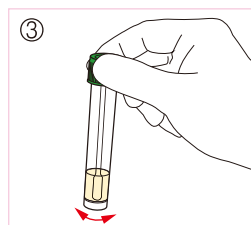
Notes on use: The tubes are recommended to be delivered to the laboratory for testing within 2 hours after sampling, allowing for transportation at room temperature 4-26°C. If more than 2 hours, they should be shipped at 2-8°C and tested within 24 hours. Positive rates will be reduced when samples tested beyond 24 hours.



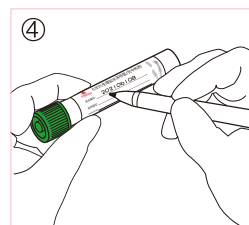
1 Select a certain size area to be examined, open the screw cap, and sample by placing the sponge swab at 30° to the surface, and cross-smear the swab for twice.



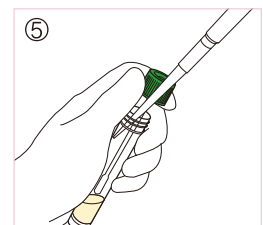
2 Place the swab back into the tube and screw the cap on tightly.



3 Multiple shaking and mixing to fully elute the collected microorganisms into saline containing neutralizing agent.



4 Mark the sampling information on the tube label, including: sampling number, sampling area, sampling site, sampling date, etc.



5 Take 1mL of sample solution for colony culture, or an appropriate amount of sample solution for viral RNA detection.

Swab collection efficiency comparison:

<p>Polyester Sponge Swab</p> <p>Characterized by softness and good liquid absorption. Good contact with the concave and convex surface of the object and larger contact area. (As shown on the left)</p>	<p>Synthetic Fiber Swab</p> <p>Weak hydrophilicity, little deformation thus small contact area when contacting with the concave and convex surfaces of the object. (As shown on the left)</p>
---	--

Sample recovery efficiency comparison:

<p>Polyester Sponge Swab</p> <p>The recommended polyester sponge sampling swab has nearly twice the collection recycling rate of a swab.</p>	<p>Synthetic Fiber Swab</p>
---	------------------------------------

Cervix Sampler & Cervix Sampling Set

Cervix Sampler

- ◎ It is composed of stick (ABS or PP) and sampling brush.
- ◎ Adapted to gynecology routine inspection and cervical mucosa disease, to judge erosion degree, epithelial dysplasia, early stage cervical cancer.
- ◎ The shape and length of cervix cell sampler can be adapted to the cervix dissection structure, soft and intensive, It can collect more tissue specimen and do less harm to the tissue, 100% cells can be collected to the preservation liquid.



Cervix Sampling Set

This set is composed by cervix sampler, sampling tube and cell storage liquid. It's mainly used for inspection of cast-off cells of cervix, hydrothorax and ascite inspection, urinary sediment test, needle aspiration cell inspection. Especially for the early diagnostic of women cervical cancer.

◎ Sampling tube:

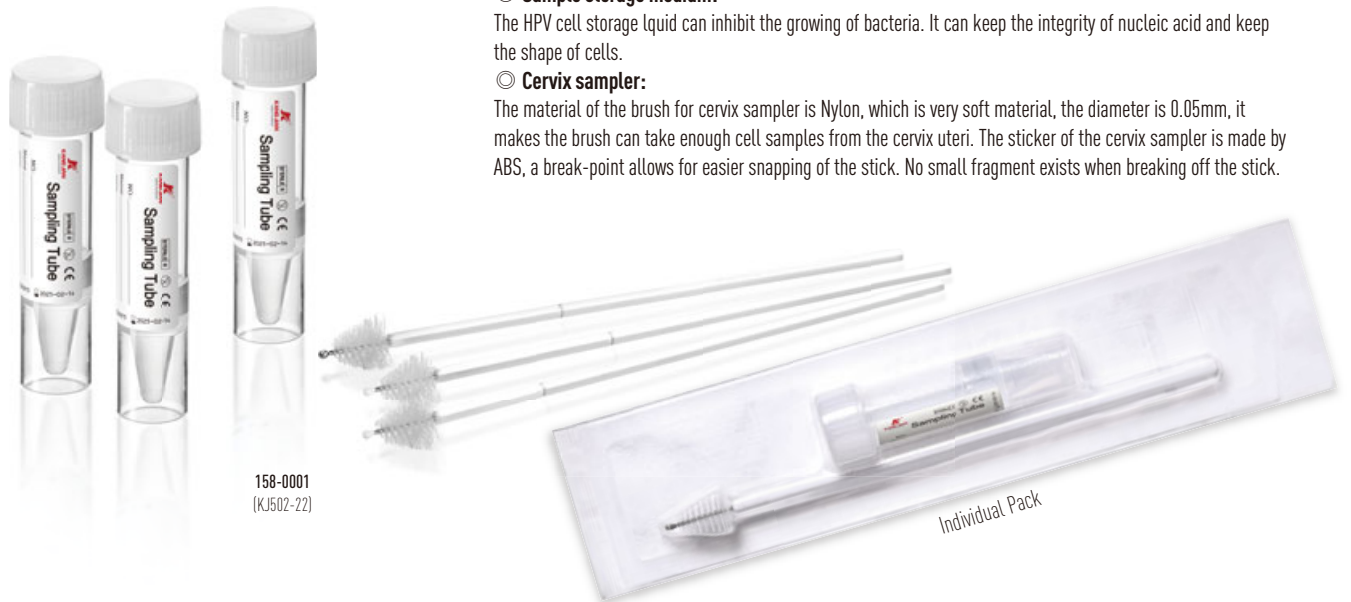
The tube and cover were made by PP material, autoclavable (121 °C, 15 minutes). It can withstand extrusion and strike. Taper design on the bottom to withstand shaking and centrifugation. Sample storage medium was preset inside the tube, leakage proof.

◎ Sample storage medium:

The HPV cell storage liquid can inhibit the growing of bacteria. It can keep the integrity of nucleic acid and keep the shape of cells.

◎ Cervix sampler:

The material of the brush for cervix sampler is Nylon, which is very soft material, the diameter is 0.05mm, it makes the brush can take enough cell samples from the cervix uteri. The sticker of the cervix sampler is made by ABS, a break-point allows for easier snapping of the stick. No small fragment exists when breaking off the stick.



REF	Original REF.	MAT	mm					
157-4501	KJ502-18	Tip: Nylon Bristle	190mm	100	-	1000	Individual Pack, STERILE EO or STERILE R	
157-4502	KJ502-15	Tip: Nylon Bristle	190mm	100	-	1000	Individual Pack, STERILE EO or STERILE R	
157-3601	KJ502-13	Tip: LDPE	200mm	100	-	1000	Individual Pack, STERILE EO or STERILE R	
158-0001	KJ502-22	Tip: Nylon Bristle Tube: PP HPV storage solution	Tube: Ø16×75 mm	-	48	480	Individual Pack, STERILE EO or STERILE R	

04






BIOLOGICAL CULTURE VESSEL

	Page
◎ Petri Dish	01-02
◎ Multi Well Plate	03-04
◎ Detachable ELISA Plate & Deepwell Plate	05
◎ Cell Culture Flask & Serum Bottle	06
◎ Inoculating Loops	07
◎ Cell Spreader / Cell Scraper / Lifter	08

Petri Dish

- ◎ Made of high transparency medical grade PS material, Used for fungus, bacteria and other microorganism culture.
- ◎ Superior production technique makes the dish thickness uniform. The dish bottom is smooth and clean without deformation, which makes the quantitative analysis more precise.
- ◎ Easy to stack up with the stack up circle.
- ◎ Vent design for easy air exchange.
- ◎ E.O or irradiation sterile available.



REF	Original REF.	MAT		 H			
161-0351	KJ503	PS	Ø35mm	13mm	20	2300	
161-0601	KJ504	PS	Ø60mm	15mm	26	1040	
161-0701	KJ505	PS	Ø70mm	15mm	20	720	
161-0901	KJ506	PS	Ø90mm	15mm	20	500	
161-0904	KJ506-1	PS	Ø90mm [Anti-sliding tooth]		20	500	
161-0905	KJ506-2	PS	Ø90mm [Radian Design]	13.8mm	20	500	
161-0602	KJ506-3	PS	Ø60mm [Anti-sliding tooth]		26	1040	
161-1501	KJ507	PS	Ø150mm	20mm	20	120	

STERILE EO or STERILE R

Petri Dish




161-0906
(KJ508)



161-0907
(KJ509)




161-0651
(KJ508-1)



161-0551
(KJ508-2)



161-0751
(KJ508-5)



REF

Original
REF.

MAT



161-1002

KJ508-4

PS

100x100mm

Square

20

500

161-0906

KJ508

PS

Ø90mm

Two-Compartment

20

500

161-0907

KJ509

PS

Ø90mm

Three-Compartment

20

500

161-0651

KJ508-1

PS

Ø65mm

With Grid

26

1248

161-0551

KJ508-2

PS

Ø55mm

RODAC Dish

20

960

161-0751

KJ508-5

PS

Ø75mm

Air Plate


10

400


STERILE EO or STERILE R

Multi Well Plate


- Made of high quality PS material by ultraprecise mould with automatic technique. Used for fungus, bacteria and other microorganism culture.
- 5 optional types: 6, 12, 24, 48, 96 wells. Available in transparent, white and black plate.
- Optional TC treatment.
- According to the shape of bottom, it can be classified to: Flat bottom, U-bottom and V-bottom.
- Single direction lid design with coherent ring reduces contamination.
- A good combination of the lid and plate, convenient for air exchange and avoid medium contamination or loss.
- Flange design for the wells prevents cross contamination. Molded letters and numbers helps locating in experiment.
- Can be stacked up to save the space and good for lab environment.
- Good compatibility, adapted to most of the machines.
- Available in E.O. or Irradiation sterile.




● Clear coordinate makes the operation more convenient.



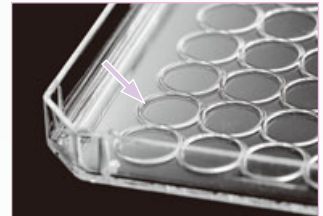
● The unique Slant corner design ensures the lid in single direction and avoids cross contamination.



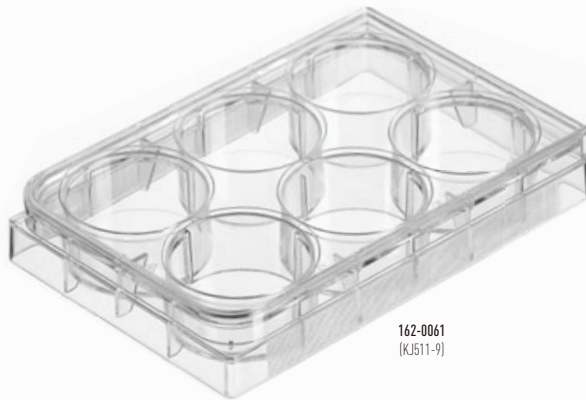
● Raised well rims prevent cross contamination.



● Flange design for the wells prevents cross contamination.




● Convex ring on the lid inner side can prevent the medium from being evaporated or polluted.



162-0061
(KJ511-9)



162-0121
(KJ511-8)



162-0241
(KJ511-4)



162-0481
(KJ511-11)



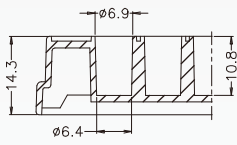
Original REF.



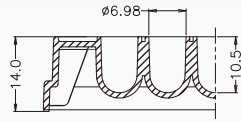
REF	Original REF.	MAT	Well Grid	Well Shape	Stacking	Lid
162-0061	KJ511-9	PS	127×85×23mm	6 Wells, Flat Bottom	100	200
162-0121	KJ511-8	PS	127×85×23mm	12 Wells, Flat Bottom	100	200
162-0241	KJ511-4	PS	127×85×23mm	24 Wells, Flat Bottom	100	200
162-0481	KJ511-11	PS	127×85×23mm	48 Wells, Flat Bottom	100	200

Individual Pack, **STERILE R**

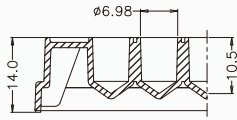
Multi Well Plate




Flat-Bottom



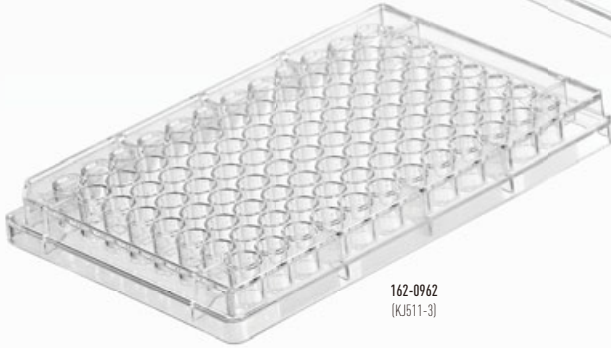
U-Bottom




V-Bottom




162-0961
(KJ511-3)



162-0962
(KJ511-3)



162-0963
(KJ511-3)



162-0964
(KJ511-13)



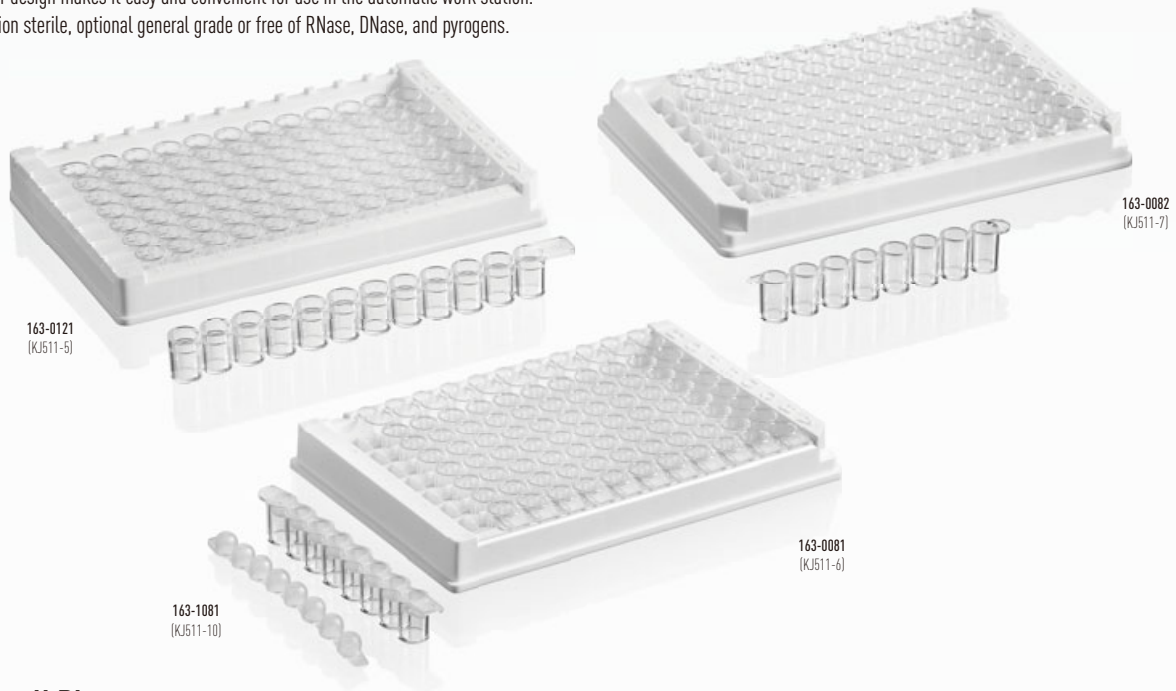
162-0965
(KJ511-13)

REF	Original REF.	MAT					
162-0961			96 Wells, Flat bottom		100	200	
162-0962	KJ511-3	PS	96 Wells, U bottom	128x85x16mm	100	200	
162-0963			96 Wells, V bottom		100	200	Individual Pack, STERILE R
162-0964	KJ511-13	PS	96 Wells, White, Luminescence	128x85x16mm	100	200	
162-0965			96 Wells, Black, Fluorescence		100	200	

Detachable ELISA Plate & Deepwell Plate


Detachable ELISA Plate

- ◎ This microplate is designed specially for ELISA, made of medical grade PS material, which conforms to SBS regulation. The reaction well is flat bottom, transparent with high binding force (Protein binding force 300-400ng/cm²).
- ◎ The whole strip is smooth and transparent without weld line on the bottom.
- ◎ The detachable plate, from 96-well to 1 well can be randomly selected, greatly improving the flexibility of diagnosis and test.
- ◎ All wells are fixed in the frame with same height, which prevents the instrument from seizing up.
- ◎ Superior design makes it easy and convenient for use in the automatic work station.
- ◎ Irradiation sterile, optional general grade or free of RNase, DNase, and pyrogens.



Deepwell Plate

- ◎ Made of high quality PP material. High chemical stability. Can be sterilized under high temperature. Adapted to multi-channel pipette and autom-atic machine.
- ◎ Square well, U-bottom design ensures minimum sample residual.
- ◎ Moulded letters and numbers, convenient for locating.
- ◎ Confirm to SBS regulation, can be stacked up stably.
- ◎ The top the plate is even and flat, and it can accept a variety of sealing films and foils, thus providing excellent sealing properties.
- ◎ Irradiation sterile, optional general grade or free of RNase, DNase, and pyrogens.



REF	Original REF.	MAT				
163-0121	KJ511-5	PS	12 Wells Detachable Strip	100	200	
163-0081	KJ511-6	PS	8 Wells Detachable Strip	100	200	
163-0082	KJ511-7	PS	8 Wells Detachable Strip	100	200	
163-1081	KJ511-10	PS	8 Wells Detachable Strip, With Concave Sealing Cap	100	200	
164-0961	KJ511-14	PP	96 Wells, Square Well, U-Bottom		100	
164-0963	KJ511-16	PP	96 Wells, Circular Well, V-Bottom		100	

Individual Pack. **STERILE** **R**

Cell Culture Flask & Serum Bottle

Cell Culture Flask

- It's made by high grade transparency PS Material, the thickness is uniform of the flask, the surface is smooth and without distortion.
- Three types of volume available: 50mL, 250mL and 600mL, sealing cap and filter membrane cap supplied.
- Vacuum plasma surface culture(TC culture) to improve the hydrophilia of surface, excellent on cell adherent culture, Flask without TC cultured can also be supplied for suspension cell.
- Vent cap(filter membrane cap) with 0.22µm hydrophobic membrane, it can facilitate gas exchange and avoid transit of microorganism outside the flask.
- Sterilized by irradiation radiation, DNase/ RNase free, Non-pyrogenic, could be customized.

165-0501
(KJ512-2)



165-2501
(KJ512-3)



Serum Bottle

- The bottle is made by PET material, cap is made by HDPE material, high transparency, Special manufacturing technique makes it can be used for preparing and storing several kinds of liquids.
- Such as nutrient solution, Serum ,reagent etc.
- Plastic material is more economic than glass materials, It has a strong construction, Light weight ,and totally leakage proof.
- Three types of volume available: 120mL, 250mL and 500mL, sealing cap and filter membrane cap supplied.
- Graduations moulded on the bottle to keep the accuracy of volume.
- Can be sterilized by irradiation radiation after requirement, DNase, RNase free and non-pyrogenic, could be customized.

166-1251
(KJ512-7)







166-2501
(KJ512-8)




165-5001
(KJ512-9)



REF	Original REF.	MAT				
165-0501	KJ512-2	PS	50mL	10	200	Standard or TC-Treated, Individual Pack. STERILE R
165-2501	KJ512-3	PS	250mL	5	100	Standard or TC-Treated, Individual Pack. STERILE R
166-1251	KJ512-7	PET	125mL	25	100	STERILE R
166-2501	KJ512-8	PET	250mL	30	60	STERILE R
165-5001	KJ512-9	PET	500mL	24	48	STERILE R

Inoculating Loops

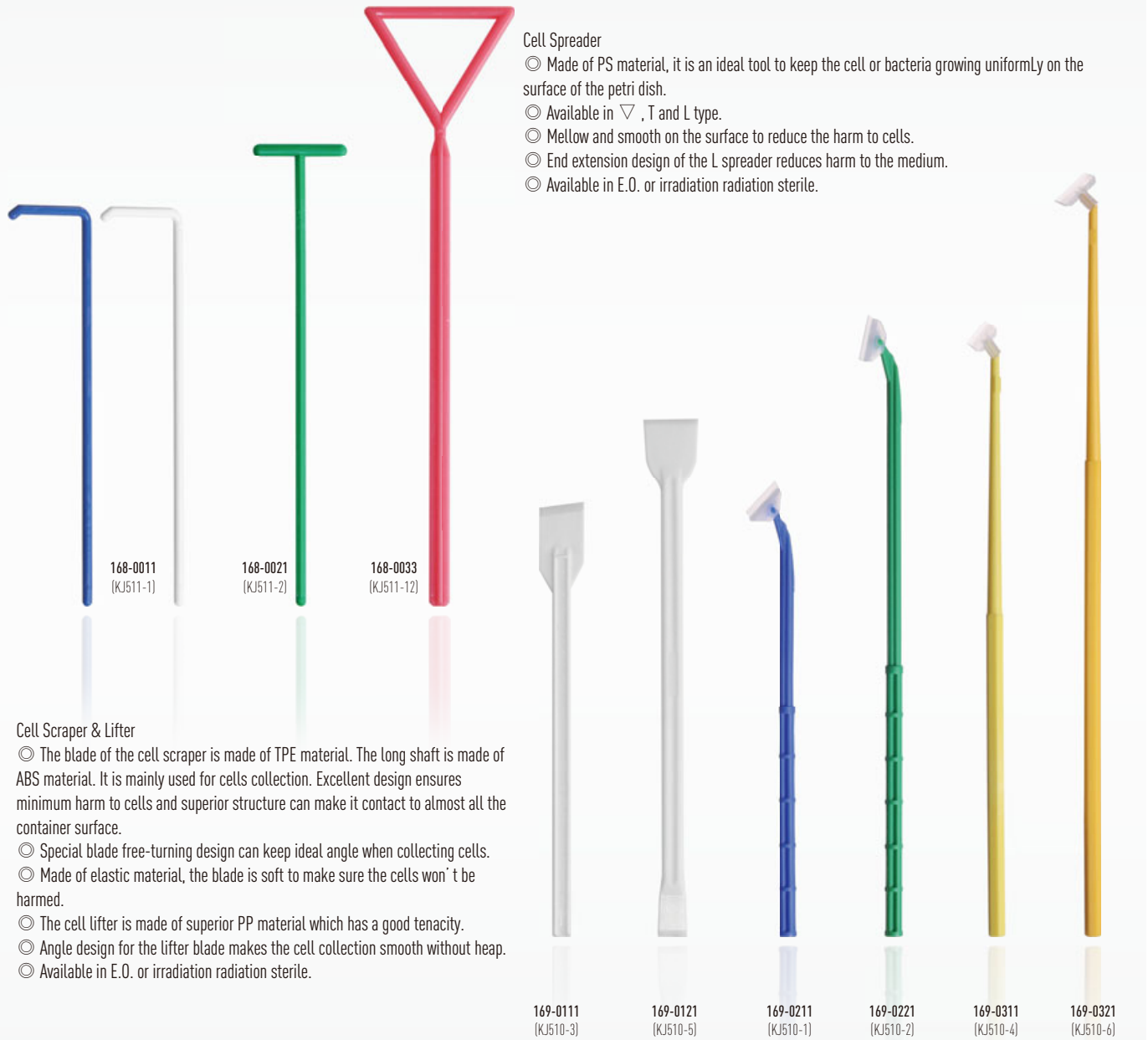
- Made of high quality PS material, hydrophilic after surface treatment, applicable to microbial inoculation.
- Multi color to distinguish different loops and needles
- Slim and flexible stick, adapted to narrow and irregular containers.
- Individual or bulk packed in sealing paper-plastic bag.
- Available in E.O. or irradiation radiation sterile.



167-0011 (KJ509-1) 167-0111 (KJ510) 167-0121 (KJ510-7) 167-1021 (KJ510-8) 167-1011 (KJ511)

REF	Original REF.	MAT					
167-0011	KJ509-1	HIPS	Needle Type	225mm	Individual Pack	4000	Bulk or Individual Pack, STERILE EO or STERILE R
167-0012					5/10/20 pcs per Pack	4000	
167-0111	KJ510	HIPS	1ul	218mm	Individual Pack	4000	Bulk or Individual Pack, STERILE EO or STERILE R
167-0112					5/10/20 pcs per Pack	4000	
167-0121	KJ510-7	HIPS	1ul	198mm	Individual Pack	4000	Bulk or Individual Pack, STERILE EO or STERILE R
167-0122					5/10/20 pcs per Pack	4000	
167-1021	KJ510-8	HIPS	10ul	200mm	Individual Pack	4000	Bulk or Individual Pack, STERILE EO or STERILE R
167-1022					5/10/20 pcs per Pack	4000	
167-1011	KJ511	HIPS	10ul	220mm	Individual Pack	4000	Bulk or Individual Pack, STERILE EO or STERILE R
167-1012					5/10/20 pcs per Pack	4000	

Cell Spreader / Cell Scraper / Lifter



Cell Spreader

- ⊙ Made of PS material, it is an ideal tool to keep the cell or bacteria growing uniformly on the surface of the petri dish.
- ⊙ Available in ▽, T and L type.
- ⊙ Mellow and smooth on the surface to reduce the harm to cells.
- ⊙ End extension design of the L spreader reduces harm to the medium.
- ⊙ Available in E.O. or irradiation radiation sterile.

Cell Scraper & Lifter

- ⊙ The blade of the cell scraper is made of TPE material. The long shaft is made of ABS material. It is mainly used for cells collection. Excellent design ensures minimum harm to cells and superior structure can make it contact to almost all the container surface.
- ⊙ Special blade free-turning design can keep ideal angle when collecting cells.
- ⊙ Made of elastic material, the blade is soft to make sure the cells won't be harmed.
- ⊙ The cell lifter is made of superior PP material which has a good tenacity.
- ⊙ Angle design for the lifter blade makes the cell collection smooth without heap.
- ⊙ Available in E.O. or irradiation radiation sterile.

REF	Original REF.	MAT	L	W				
168-0011	KJ511-1	HIPS	148mm	30mm	Individual Pack	2500	L-shaped	
168-0012					5 / 10 pcs per Pack	2500	STERILE EO or STERILE R	
168-0021	KJ511-2	HIPS	182mm	32mm	Individual Pack	4000	T-shaped	
168-0022					5 / 10 pcs per Pack	4000	STERILE EO or STERILE R	
168-0033	KJ511-12	PP	160mm	40mm	Individual Pack	3000	▽-shaped	
168-0043			240mm	46mm	Individual Pack	3000	STERILE EO or STERILE R	
169-0111	KJ510-3	PP	150mm	20mm	Individual Pack	100	1000	STERILE EO or STERILE R
169-0121	KJ510-5	PP	215mm	10mm/20mm	Individual Pack	100	1000	STERILE EO or STERILE R
169-0211	KJ510-1	Blade:TPE Stick:PP	180mm	20mm	Individual Pack	100	1000	STERILE EO or STERILE R
169-0221	KJ510-2	Blade:TPE Stick:PP	250mm	20mm	Individual Pack	100	1000	STERILE EO or STERILE R
169-0311	KJ510-4	Blade:TPE Stick:PP	250mm	13mm	Individual Pack	100	1000	STERILE EO or STERILE R
169-0321	KJ510-6	Blade:TPE Stick:PP	300mm	20mm	Individual Pack	100	1000	STERILE EO or STERILE R

05

ART AND IVF

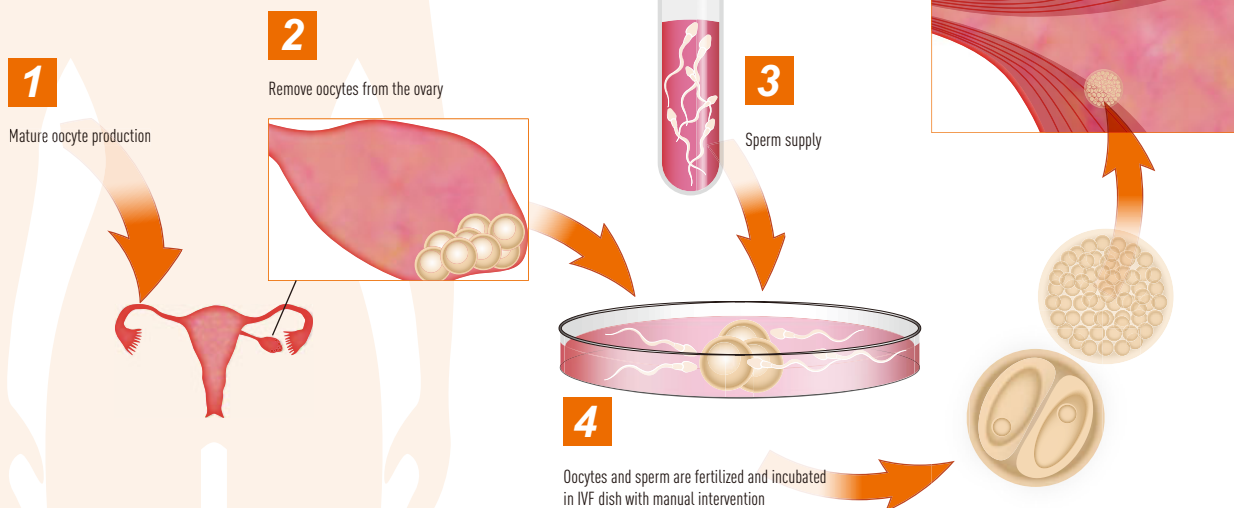
	Page
© Introduction to ART and IVF	01
© IVF Petri Dish	02
© IVF Multi-well Dish	03

Introduction to ART and IVF

Assisted Reproductive Technology (ART) mainly refers to In Vitro Fertilization (IVF), which is used to help infertile couples conceive, also known as test-tube baby. The oocytes and sperm are removed and placed in a test tube to fertilize them, and then the fertilized ovum is transferred back to the mother's uterus to develop into a fetus. IVF Petri dishes and culture plates are suitable for the collection of sperm and eggs and preparation of embryos during the IVF process. Specific applications include the preparation and cultivation of spermatozoa or embryos in vitro, gamete intrafallopian transfer (GIFT), intracytoplasmic sperm injection (ICSI), holding of oocytes and spermatozoa during fertilization, or other in vitro reproductive processes, etc.

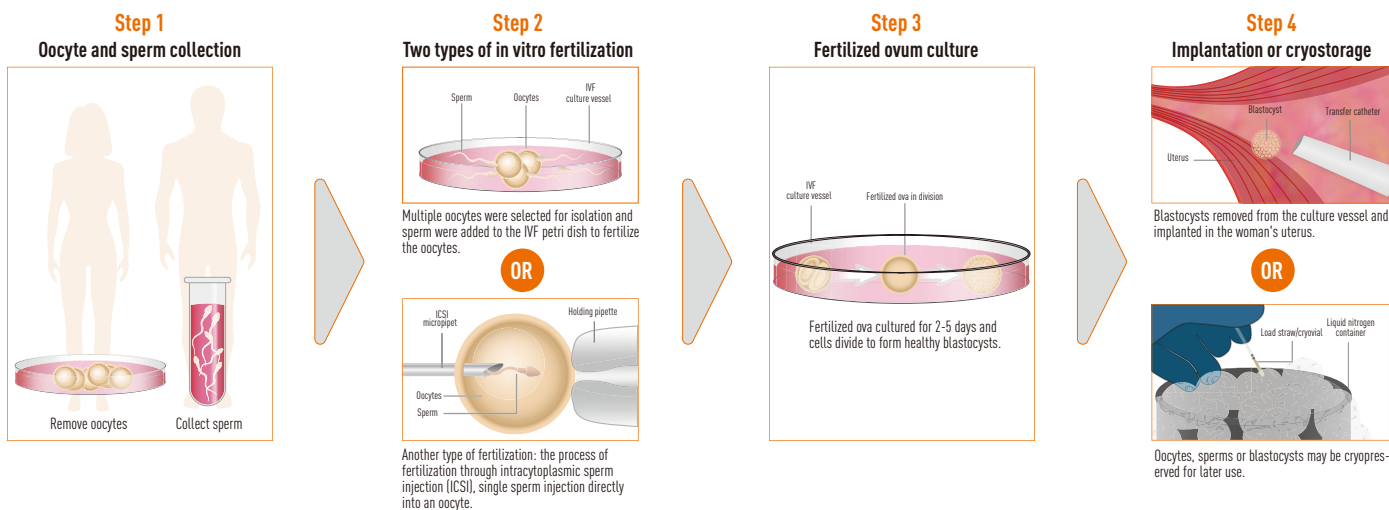
5

Fertilized oocyte (or embryo/blastocyst) implanted in the uterus



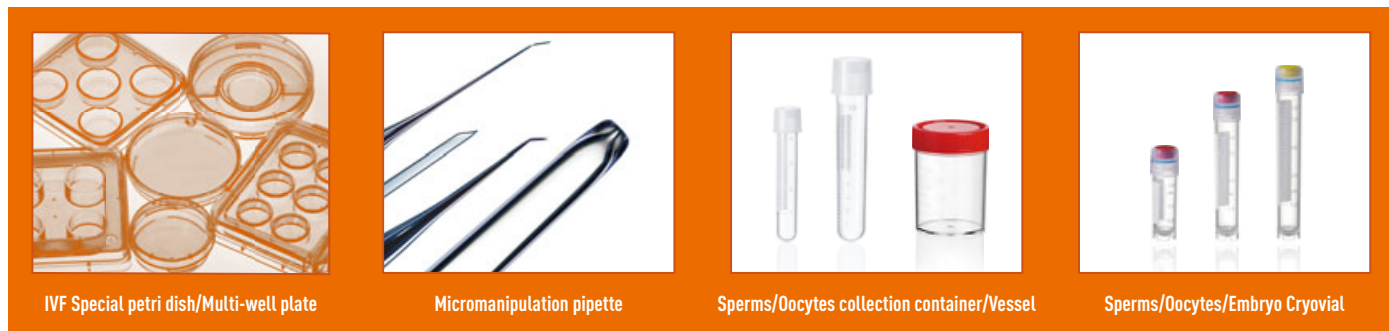
[Note: The above graphic is for reference only. If any doubt, please refer to the authoritative interpretation.]

IVF Key Processes



[Note: The above graphic is for reference only. If any doubt, please refer to the authoritative interpretation.]

IVF Related Consumables



IVF Special petri dish/Multi-well plate

Micromanipulation pipette

Sperms/Oocytes collection container/Vessel

Sperms/Oocytes/Embryo Cryovial

IVF Petri Dish

- IVF Petri dishes are made of medical grade polystyrene and are suitable for the collection of sperm/oocytes and embryo preparation during in vitro fertilization. Specially for: microscopy, thawing and recovery, embryo culture.
- Made from medical grade raw material polystyrene in cleaning room.
- The products are scratch-free, of uniform thickness, without deformation, all dishes have an absolute flat bottom which guarantees all dishes receive the same bottom temperature for optimal manipulation and observation of oocytes and embryos.
- User-friendly design for easy gripping and other specialized operations with more safety.
- BPA free, Non-pyrogenic, non-cytotoxic, non-genotoxic, ensures embryo viability during complex processes.
- Individual peel pack, Sterilized by irradiation (10^{-6} SAL).

Multi-use dish


- ◇ For embryo thawing, embryos microdroplet culture, cumulus cell collection and washing, removal of granulosa cells, etc.
- ◇ Flat bottom, no optical distortion.
- ◇ Optional TC-treatment.
- ◇ Non-embryotoxic, non-pyrogenic, non-cytotoxic, BPA free.
- ◇ Individual peel pack, Sterilized by irradiation (10^{-6} SAL).



REF	MAT	REF	MAT	REF	MAT	REF	MAT
191-0351	PS	Ø35x11 [Dish]	Individual peel pack	500	High wall, with vents, wing grip		
191-0501	PS	Ø50x10 [Dish]	Individual peel pack	400	With vents, wing grip		
191-0601	PS	Ø60x10 [Dish]	Individual peel pack	300	Full grip ring		

Microscope operation dish

- ◇ Microscopic observation of the morphology of the oocyte and cumulus cell, handling of the peripheral granulosa cell clusters of the oocyte, and single sperm intracytoplasmic injection fertilization operations.
- ◇ Flat bottom, no optical distortion.
- ◇ Promotion of medium droplet formation (Non TC-treated).
- ◇ Non-embryotoxic, non-pyrogenic, non-cytotoxic, BPA free.
- ◇ Individual peel pack, Sterilized by irradiation (10^{-6} SAL).



REF	MAT	REF	MAT	REF	MAT	REF	MAT
191-0502	PS	Ø50x8.6 [Dish]	Individual peel pack	400	No vents		

Center well dish

- ◇ For the thawing of frozen embryos and the recovery of their biological activity.
- ◇ TC-treated to obtain an excellent hydrophilic surface.
- ◇ Non-embryotoxic, non-pyrogenic, non-cytotoxic, BPA free.
- ◇ Individual peel pack, Sterilized by irradiation (10^{-6} SAL).



REF	MAT	REF	MAT	REF	MAT	REF	MAT
191-0551	PS	Ø55x13.5 [Dish]	Individual peel pack	300	Center well, with vents		
191-0552	PS	Ø55x13.5 [Dish]	Individual peel pack	300	Center Well Dish with 2 compartments, with vents, wing grip		

IVF Multi-well Dish

- IVF multi-well dishes are made of medical grade virgin polystyrene and are used for thawing and recovery of sperms and oocytes, blastocyst culture, and cleavage stage embryo culture.
- Made from medical grade polystyrene in class 100,000 cleaning room.
- The products are scratch-free, of uniform thickness, without deformation, all dishes have an absolute flat bottom. When placed on a heated stage, all dishes receive the same bottom temperature.
- User-friendly design for easy gripping and other specialized operations with more safety
- TC-treated makes dishes having a consistent hydrophilic surface, which contributes to normal growth and development.
- Non-pyrogenic, non-cytotoxic, non-genotoxic, BPA free. ensures embryo viability during complex processes
- Individual peel pack, Sterilized by irradiation (10⁴ SAL).

IVF 4-Well Dish







IVF 5-Well Dish



IVF 6-Well Dish



REF	MAT				
192-0041	PS	4-well, flat bottom, well volume: 1.8mL×4	Individual peel pack	200	
192-0051	PS	5-well, flat bottom, well volume: 1.5mL×5	Individual peel pack	200	
192-0061	PS	6-well, flat bottom, well volume: 0.4mL×6	Individual peel pack	200	With Straw Holder

06

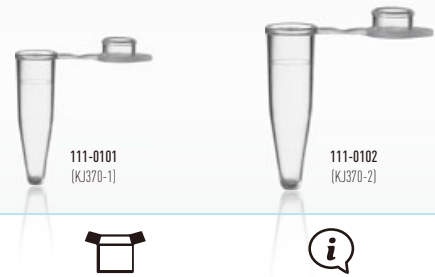
PCR TUBE

	Page
◎ PCR Tube Strips	01-02
PCR single tube	01
PCR tube strips	01
Fluorescent Quantitative PCR 8-strip tubes	02
◎ Cap for PCR tube strip	02-03
◎ PCR Plates	03-06
Full Skirt 96-well PCR plate	03-04
Half-skirt 96-well PCR plate	05
No skirt 96-well PCR plate	06
◎ Self-sealing film and Sealing scraper	07
◎ Capping and Uncapping device	07

PCR Tube Strips

PCR single tube

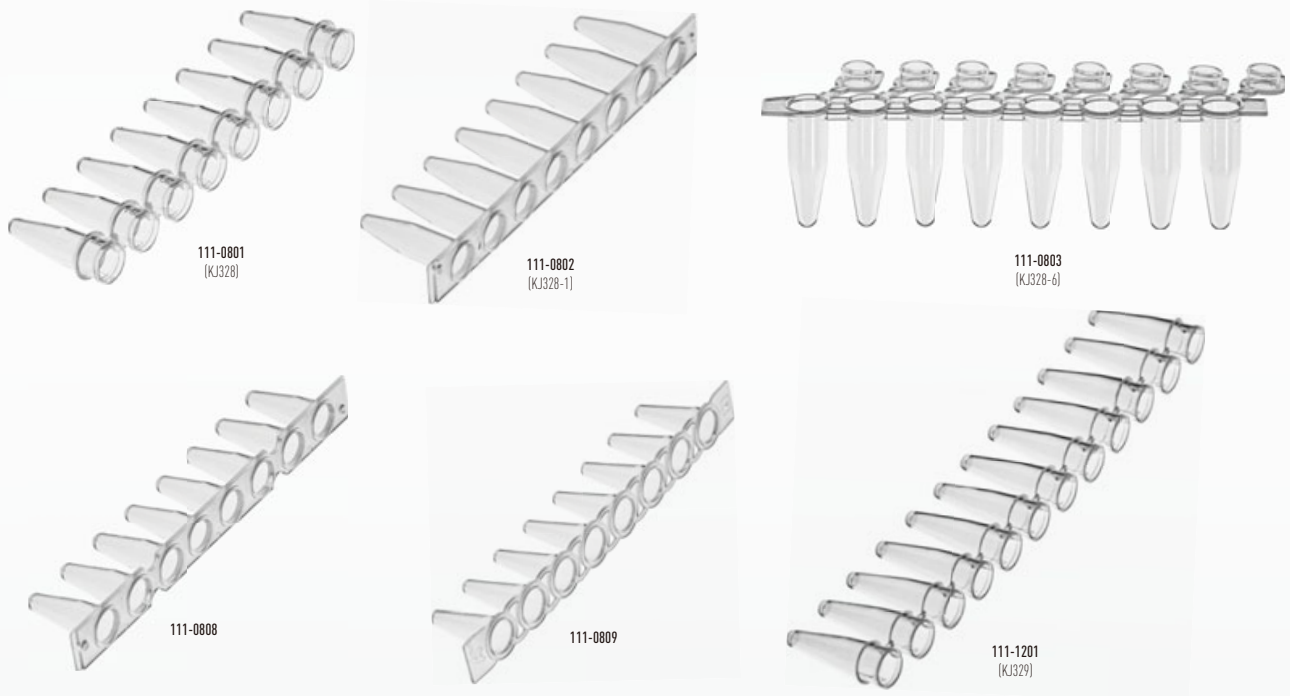
- ◆ High quality imported polypropylene PP raw material.
- ◆ Thin-walled and smooth to ensure uniform and rapid heat conduction of the sample inside the tube.
- ◆ Comfortable cap opening and closing, good sealing to prevent contamination and guarantee reaction volume volatilization less than 3‰.
- ◆ Free of DNAase, RNAase, pyrogen and inhibitor contamination.



REF	Original REF.	MAT					
111-0101	KJ370-1	PP	0.2mL	1000	-	50000	Thin-Wall, Transparent, STERILE R
111-0102	KJ370-2	PP	0.5mL	1000	-	20000	Thin-Wall, Transparent, STERILE R

PCR tube strips

- ◆ High quality imported polypropylene raw material.
- ◆ Thin-wall and smooth to ensure uniform and rapid heat conduction of the sample inside the tube.
- ◆ Used with PCR cap strips, good sealing to prevent contamination, easy to open and close.
- ◆ Suitable for PCR instruments with corresponding module specifications.
- ◆ Free of DNAase, RNAase, pyrogen and inhibitor contamination.



REF	Original REF.	MAT				
111-0801	KJ328	PP	0.2mL×8	200	6000	8 Strips, Detachable, Thin-Wall, Transparent, STERILE R
111-0802	KJ328-1	PP	0.2mL×8	200	6000	8 Strips, Undetachable, Thin-Wall, Transparent, STERILE R
111-0803	KJ328-6	PP	0.2mL×8	200	6000	8 Strips, Detachable, Thin-Wall, Transparent, STERILE R
111-0808	-	PP	0.1mL×8	200	6000	8 Strips, Undetachable, Thin-Wall, Transparent, STERILE R
111-0809	-	PP	0.1mL×8	200	6000	8 Strips, Detachable, Thin-Wall, Transparent, STERILE R
111-1201	KJ329	PP	0.2mL×12	100	1000	12 Strips, Detachable, Thin-Wall, Transparent, STERILE R

PCR Tube Strips

Fluorescent qPCR 8-strip tubes

- ◆ White hole design for enhanced fluorescence reflection.
- ◆ Stable physical properties, flat and non-deformed.
- ◆ Ultra-thin tube wall ensures optimal heat transfer.
- ◆ Available for automated system.
- ◆ Can be sealed with an optical flat or domed cap strip.
- ◆ Free of DNAase, RNAase, pyrogen and inhibitor contamination.



111-0804
(KJ328-2)







111-0805
(KJ328-3)



111-0806
(KJ328-4)




111-0807
(KJ328-5)

REF	Original REF.	MAT					
111-0804	KJ328-2	PP	0.1mL×8	125	1250		8 qPCR Tube Strips, Undetachable, Thin-Wall, STERILE R
111-0805	KJ328-3	PP	0.1mL×8	125	1250		8 qPCR Tube Strips, Detachable, Thin-Wall, STERILE R
111-0806	KJ328-4	PP	0.2mL×8	125	1250		8 qPCR Tube Strips, Detachable, Thin-Wall, STERILE R
111-0807	KJ328-5	PP	0.2mL×8	125	1250		8 qPCR Tube Strips, Undetachable, Thin-Wall, STERILE R

Cap for PCR Tube Strip

Cap for PCR tube strip

- ◆ Can be used to seal 0.1mL and 0.2mL PCR tube strip.
- ◆ Quick and easy seal for PCR plates and other standard multiwell plates.
- ◆ Cap strips seal valuable samples, reduce evaporation, decrease the possibility of contamination between sample wells, and help ensure reliable results.
- ◆ Easy to use, with downward pressure to form a tight seal, a pull tab on the end to remove the cap, or use a special 8-well cap decapper for easy opening.
- ◆ Optical lid design with excellent optical clarity for fluorescent RT-PCR experiments.



112-0801
(KJ330-1)



112-0802
(KJ330-2)



112-0803
(KJ330-3)












112-1201
(KJ330-4)



112-1202
(KJ330-5)

Cap for PCR tube strip

REF	Original REF.	MAT					
112-0801	KJ330-1	PP	8 Strips	125	1250		8 Cap Strips, Flat, Undetachable, STERILE R
112-0802	KJ330-2	PP	8 Strips	125	1250		8 Cap Strips, Domed, Detachable, STERILE R
112-0803	KJ330-3	PP	8 Strips	125	1250		8 Cap Strips, Flat, Detachable, STERILE R
112-1201	KJ330-4	PP	12 Strips	125	1250		12 Cap Strips, Flat, Detachable, STERILE R
112-1202	KJ330-5	PP	12 Strips	125	1250		12 Cap Strips, Domed, Detachable, STERILE R

PCR Plates

Product Characteristics

- All products are manufactured in Class 100,000 cleaning room.
- Ultra-thin wall (0.25-0.30mm) with uniform thickness ensures optimal heat transfer.
- 8 limit holes on the skirt allow for easy insertion and removal on the PCR instrument module.
- Laser-etched Numbers and letters positioning for clear, easy-to-read and contamination-free text.
- Sample well raised edge design reduces cross-contamination for an effective seal.
- Perfectly suited for fluorescence quantitative PCR experiments.
- Free of DNAase, RNAase, pyrogen and inhibitor contamination.

Full Skirt 96-well PCR plate

- Double-shot injection molding: polycarbonate frame and polypropylene tubing holes that remain distortion-free even after thermal cycling.
- Optimized skirt design for easy barcode labeling and automated workstations.
- 8 limit holes on the skirt allow for easy insertion and removal on the PCR instrument module.
- 0.1mL small volume sample tube design improves PCR efficiency, maximizing PCR efficiency for micro-volume samples.
- Side barcode customization available upon request.



© Double-shot molding of tube holes and frames.



© High rim design reduces cross-contamination and ensures a tight seal.



© Clear and white tube options



© Beveled edges and Numbers+letters positioning



113-96111



113-96112

PCR Plates







113-96113



113-96114




113-96115

REF	MAT				
113-96111	Frame:PC Tube:PP	0.1mL×96	10	50	White frame + Transparent tube
113-96112	Frame:PC Tube:PP	0.1mL×96	10	50	Colored frame + Transparent tube
113-96113	Frame:PC Tube:PP	0.1mL×96	10	50	Colored frame + White tube
113-96114	Frame:PC Tube:PP	0.1mL×96	10	50	White frame + White tube
113-96115	Frame:PC Tube:PP	0.1mL×96	10	50	Transparent


PCR Plates

Half-skirt 96-well PCR plate

- ◆ Half-skirt for labeling and barcoding.
- ◆ Adaptable to a wide range of PCR instruments.
- ◆ Available in 0.1mL and 0.2mL wells.
- ◆ Minimal variation between wells.
- ◆ Customized barcodes are available upon request.
- ◆ Perfect for standard PCR or fluorescent qPCR experiments.



◎ High well rim design reduces cross-contamination and ensures excellent sealing.




◎ High frame rim design prevents contamination.



◎ Optional clear or white.



◎ Numbers and letters positioning.



113-96221



113-96211



113-96222



113-96212



REF	MAT	Volume	Packaging	Quantity	Notes
113-96221	PP	0.2mL×96	Individual pack or 10/20 PCS	200	White or Transparent
113-96211	PP	0.1mL×96		200	White or Transparent
113-96222	PP	0.2mL×96		200	Compatible with Thermo Fisher Applied Biosystems
113-96212	PP	0.1mL×96		200	Compatible with Thermo Fisher Applied Biosystems


PCR Plates

No skirt 96-well PCR plate

- ◆ Adaptable to most PCR instruments.
- ◆ Numeric letter for easy marking and identification.
- ◆ Available in two well volumes: 0.2mL and 0.1mL.
- ◆ Perfect for standard PCR or fluorescent qPCR experiments.





○ High well rim design reduces cross-contamination and ensures a tight seal.



○ Optional clear or white.




○ Numbers and letters positioning.



113-96311



113-96312



113-96321



113-96322



113-96311

PP

0.1mL×96

200

Transparent

113-96312

PP

0.1mL×96

Individual pack
or
10/20 PCS

200

White

113-96321

PP

0.2mL×96

200

Transparent

113-96322

PP

0.2mL×96

200

White

Self-sealing film and Sealing scraper

Self-sealing film

- ◆ Effective adhesive seal to prevent sample evaporation during PCR reactions.
- ◆ Removable from PCR plate without residue.
- ◆ Samples can be viewed through the transparent membrane.
- ◆ Free of human DNA, DNase, RNase and PCR inhibitors.



114-101

Sealing scraper

- ◆ Used for PCR plate sealing operation, the self-sealing film is in full contact with the edge of the well rim, resulting in a tight seal. Meanwhile, the rounded scraper edge design has no damage to the sealing film, avoiding possible risks.
- ◆ Non-disposable, can be reused after cleaning, sterilization and disinfection.



114-201

REF	MAT			
114-101	Plastics	80×130mm	100	Disposable
114-201	ABS	70×85mm	Customized	Reusable

Capping and Decapping device

Capping device


- ◆ Mainly used for sealing PCR tube strip, make the capping tight, easy and fast, and will not contaminate the sample inside the tube.
- ◆ Non-disposable, and can be reused after cleaning, sterilization and disinfection.



115-001

Uncapping device

- ◆ Mainly used for opening cap strip on PCR plates, make the uncapping easy and fast.
- ◆ Non-disposable, can be reused after cleaning, sterilization and disinfection.



115-081

REF	MAT			
115-001	ABS	100×80×20mm	Customized	Reusable
115-081	ABS	70×90×6.6mm	Customized	Reusable

07

SPECIMEN CONTAINER

	Page
◎ Urine Container with transfer device	01
◎ Urine Container	02-03
◎ Stool Collector	04
◎ Stool Container	05-06
◎ Universal Container	07
◎ Saliva Collection and Preservation system	08-09
◎ Tubes for antigen specimen testing	10

Urine Container with Transfer device

- ◆ This collector is composed of Urine collection cup and vacuum urine collection tube, which is made of medical grade plastic material, Mainly used for urine specimen collection.
- ◆ Good sealing performance prevents leakage effectively, convenient for specimen storage and transportation, also can avoid the contact between medical staff and specimen.
- ◆ The cap features a label that seals the cannula in order to prevent harm to patients.
- ◆ Available with customized bar code.
- ◆ Sterilized by E.O. or irradiation radiation.



REF	Original REF.	MAT	SIZE	TEST	UNIT	PKT	BOX	INFO
071-06031	KJ527-3	Collection Cup: PP	Ø54×64mm	60mL	50		400	STERILE EO or STERILE R
		Vacuum Tube: PET	Ø16×100mm	10mL		100	1200	
071-09011	-	Collection Cup: PP	Ø58×65mm	900mL	50		300	
		Vacuum Tube: PET	Ø16×100mm	10mL		100	1200	
071-10025	KJ527	Collection Cup: PP	Ø61×73mm	100mL	50		300	
		Vacuum Tube: PET	Ø16×100mm	10mL		100	1200	
071-10031	KJ527-1	Collection Cup: PP	Ø60×73mm	100mL	50		300	
		Collection Cup: PP	Ø16×100mm	10mL		100	1200	
071-10041	KJ527-2	Vacuum Tube: PET	Ø60×73mm	100mL	50		300	
		Collection Cup: PP	Ø16×100mm	10mL		100	1200	

Urine Container with Transfer device

Urine collection process

I Open the cap anticlockwise. (Attention: Do not touch or get off the label)

II Put the cap on a clean surface. (Attention: Do not touch the suction nozzle and the inner surface of the cap and container)

III Collect the urine sample. Recommended volume: 60ml.

IV Turn the cap tightly on the cup clockwise and send the container to test center.

Urine collection of medical staff

V Gently mix the urine specimen before transferring.

VI Partially remove the cap protection label.

VII Insert the vacuum tube into the cavity and gently press down. The needle will puncture into the tube. Keep the tube pressed until it is full.

VIII Remove the tube after it is filled completely and restick the protection label over hole.

IX Gently shake the urine tube and finish the sampling process.

071-14015 (KJ533)

How to use

REF	Original REF.	MAT						
071-14015	KJ533	Collector: PP	140mm	100	1000	① STERILE EO or STERILE R		
		Vacuum Tube: PET	∅16×100mm	10mL	100	1200	② Color (Cup / Tube): Yellow or Customize	

Urine Container



071-10013
071-10010
(KJ512)

071-12013
071-12010
(KJ513-2)

071-06013
071-06014
(KJ515-2)

071-06023
071-06024
(KJ517-1)

071-04013
(KJ524-3)

071-04073

071-06033
071-06034
(KJ525)








071-09013
(KJ531)

071-12023
071-12020
(KJ532)

REF	Original REF.						
071-10013	KJ512	100mL	PP	Ø60×73mm	1	250	Individual Pack STERILE EO or STERILE R
071-10010		100mL	PP	Ø60×73mm		250	Bluk Pack
071-12013	KJ513-2	120mL	PP	Ø64×75mm	1	250	Individual Pack STERILE EO or STERILE R
071-12010		120mL	PP	Ø64×75mm		250	Bluk Pack
071-06013	KJ515-2	60mL	PP	Ø53×65mm	1	300	Individual Pack STERILE EO or STERILE R
071-06014		60mL	PP	Ø53×65mm	20	500	Bluk Pack
071-06023	KJ517-1	60mL	PP	Ø49×57mm	1	300	Individual Pack STERILE EO or STERILE R
071-06024		60mL	PP	Ø49×57mm	20	600	Bluk Pack
071-04013	KJ524-3	40mL	PS	Ø42×59mm	20	500	Bluk Pack
071-04073	-	40mL	PP	Ø43×62mm			
071-06033	KJ525	60mL	PP	Ø43×68mm	1	500	Individual Pack STERILE EO or STERILE R
071-06034		60mL	PP	Ø43×68mm	20	500	Bluk Pack
071-09013	KJ531	90mL	PP	Ø58×67mm	1	300	Individual Pack
071-12023	KJ532	120mL	PP	Ø59×88mm	1	250	Individual Pack STERILE EO or STERILE R
071-12020		120mL	PP	Ø59×88mm		250	Bluk Pack

Urine Container



REF	Original REF.		 MAT				
071-04034	KJ516	40mL	PVC	Ø78×36mm	500	10000	Transparen
071-04044	KJ516	40mL	PVC	Ø78×36mm	500	10000	White
071-04055	KJ517-2	40mL	PP	Ø48×47mm	40	800	Snap Cap 
071-04054		40mL	PP	Ø48×47mm	40	800	Snap Cap
071-04064	KJ517-3	40mL	PP	Ø48×47mm	40	800	Snap Cap+Label
071-04083		40mL	PP	Ø48×45mm	40	800	Hinged snap cap+Label
071-03014	KJ524	30mL	PS	Ø31×93mm	50	500	Screw Cap
071-03024	KJ529	30mL	PS	Ø31×94mm	50	500	Dip-molded screw cap
071-03034	KJ530	30mL	PP	Ø31×94mm	50	500	Dip-molded screw cap

Stool Collector

This kind of patent stool collector is mainly used for collection and pre-treatment of stool routine, FOB, Microorganism and rotavirus. Scientific structure and humanized design prevents medical staff and the environment from being polluted during specimen collection and pre-treatment. Integrated sealing method makes the operation easier and safer. It is the ideal consumable used in clinical labs which will make the test result more accurate.

- ◆ It is composed of preserving liquid tube(with diluents inside), snappable stick, connection part, sealing screw cap, Sampling tip and specimen diluting tube, etc.
- ◆ The integrated sealing design ensures the pre-treatment done in a completely sealed container. Easy, convenient, and safe.
- ◆ The multi-groove design can make the specimen collection standardized and quantified.
- ◆ The sampling stick is strong for sampling without deformation.
- ◆ Made of superior PE material, the preserving liquid tube has proper thickness with good elasticity.
- ◆ The snappable stick in the preserving liquid tube is hollow, can be easily broken off with pressing it at a 30° angle. 2mL diluent will flow into the diluting tube smoothly.
- ◆ E.O. or radiation sterile available.



REF	Original REF.						
072-12514	KJ534			Ø25×125mm	50	500	Individual Pack, No Sterile
072-12515				Ø25×125mm	50	500	Individual Pack, STERILE EO or STERILE R
072-12516	-	Pre-set 2.5mL Normal saline	PP	Ø25×125mm	50	500	Individual Pack, No Sterile
072-12517	-			Ø25×125mm	50	500	Individual Pack, STERILE EO or STERILE R
072-17014	KJ534-1			Ø25×170mm	50	500	Individual Pack, No Sterile
072-17015				Ø25×170mm	50	500	Individual Pack, STERILE EO or STERILE R

How to use



I. Open the sampling device, hold the preserving liquid tube side and collect the stool sample to fill the groove, Attention: Specimen and its volume should meet the request of the test.

II. Put the sampling stick into the diluting tube and screw on the sealing cap tightly to finish the sampling.







III. The test staff needs to hold the collector and press the middle part of the preserving liquid tube to break off the snappable stick. Gently squeeze the tube and make the diluent flow into the below diluting tube completely.

IV. Gently shake the sampling device in order to make the stool specimen separated from the sampling tip and mix completely with the diluents.

V. Take off the yellow sealing cap on the diluting tube and gently squeeze the preserving liquid tube. The mixed liquid will flow out from the liquid nozzle, thus to finish pre-treatment work.

Stool Container



REF	Original REF.						
072-03014	KJ513-1	30mL	PP	Ø39×29mm	100	1200	Snap cap, Black cup
072-03024	KJ514	30mL	PP	Ø39×29mm	100	1200	Snap cap, White cup
072-06013	KJ515	60mL	PP	Ø49×57mm	1	300	Individual Pack STERILE EO
072-06014					20	500	Bulk Pack
072-06023	KJ515-1	60mL	PP	Ø53×64mm	1	300	Individual Pack STERILE EO
072-06024					20	300	Bulk Pack
072-04014	KJ524-4	40mL	PS	Ø42×59mm	20	500	Bulk Pack
072-06043	KJ526	60mL	PP	Ø43×68mm	1	500	Individual Pack STERILE EO
072-06044					20	500	Bulk Pack
072-04034	KJ529-1	40mL	PP	Ø48×47mm	40	800	White Cup, Blue Snap Cap
072-06033	KJ529-2	60mL	PP	Ø49×57mm	1	500	Individual Pack STERILE EO
072-06034					20	500	Bulk Pack

Stool Container



072-03034
(KJ523)



072-03044
(NEW)



072-00514
(KJ523-1)



072-00524
(KJ524-6)



072-00534
(NEW)



072-01014
(KJ524-7)



072-03054
(KJ524-8)



072-01024
(KJ524-9)





072-03064
(KJ524-10)



072-01035
(KJ743)



REF	Original REF.						
072-03034	KJ523	30mL	PS	Ø30×90mm	50	800	
072-03044	-	30mL	PS	Ø30×90mm	50	800	
072-00514	KJ523-1	5mL	PP	Ø28×63mm	250	2500	
072-00524	KJ524-6	5mL	PP	Ø16×72mm	250	2500	
072-00534	-	5mL	PP	Ø13.5×64mm	300	3000	
072-01014	KJ524-7	10mL	PS	Ø32×75mm	50	800	
072-03054	KJ524-8	30mL	PP	Ø32×59mm	20	800	
072-01024	KJ524-9	10mL	PS	Ø32×60mm	50	800	
072-03064	KJ524-10	30mL	PP	Ø23×81mm	20	800	
072-01035	KJ743	10mL	PS	Ø9×75mm	100	1000	Anorectal stool collector STERILE R

Universal Container



REF	Original REF.	MAT					
073-04013					1	500	Individual Pack, STERILE EO or STERILE R
073-04014	KJ518	PS	Ø42x59mm	40mL	20	500	Bluk Pack
073-06013					1	500	Individual Pack, STERILE EO or STERILE R
073-06014	KJ518-2	PP	Ø43x68mm	60mL	20	500	Bluk Pack
073-02514	KJ518-3	PS	Ø30x86mm	25mL	50	500	
073-02534	KJ518-4	PP	Ø30x86mm	25mL	50	500	
073-02544	KJ519-6	PS	Ø30x84mm	25mL	50	500	Printed Graduation
073-02014	KJ518-1	PS	Ø43x25mm	20mL	50	800	
073-03014	KJ519	PP	Ø55x32mm	30mL	20	500	
073-04034	KJ519-1	PP	Ø48x47mm	40mL	40	800	
073-02024	KJ519-2	PP	Ø45x33mm	20mL	50	800	

Saliva Collection and Preservation system

- ◎ The main material of the system is medical-grade PS plastic, which is used for saliva collection. The vacuum collection tube is made of PET polymer raw materials and is mainly used for saliva collection and preservation.
- ◎ It is suitable for the collection, storage and transportation of DNA samples during genetic disease screening, genome testing and disease testing.
- ◎ Non-invasive sample collection, safe and convenient operation. Meanwhile, the saliva sample has no contact with the medical staff and has no pollution, and it can be directly used for test by automatic analyzer without twice sample transfer.
- ◎ Produced in class 100,000 workshop, optional general grade or free of RNase, DNase, and pyrogens.
- ◎ Sterilization method: irradiation.



Red prohibition mark indicates the position of the suction hole.



Rectangular saliva specimen collection port and round suction hole.



A puncture needle is built in the suction hole. Non-specialized persons are prohibited from removing the upper label to avoid hand injury.



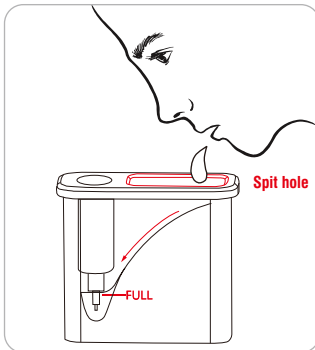
The lower suction head is sealed with the silicone O-ring to the bottom of the suction hole to ensure that the saliva is completely sucked into the preservation tube.



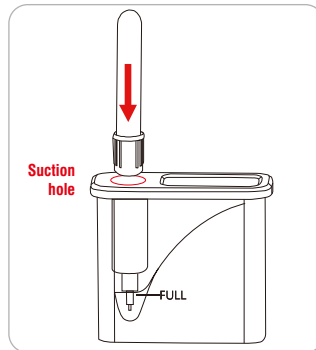
073-00015
(KJ535 + KJ535-1)

REF	Original REF.				STERILE			
073-00015	KJ535	-	PS	75×35×65mm	Irradiation	20	500	Saliva container, bulk packed in bag
	KJ535-1	10mL	PET	Ø16×100mm	Irradiation	100 per rack	1200	Vacuum saliva collection tube

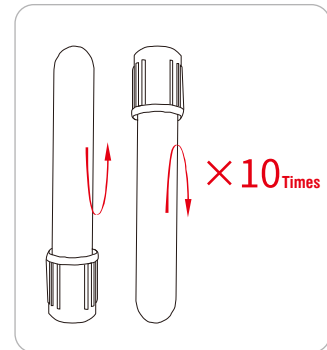
How to use



Relax your cheeks and knead gently for 30 seconds to facilitate saliva. Gently spit saliva into spit hole to allow the saliva to flow into the collection bottom about "FULL" mark line. (the upper foam is not included).



Insert the preservation tube in the direction of the red arrow and keep it stand for several seconds. Under the negative pressure in the tube, saliva will be sucked into the tube. Pulled out the tube after suction finished.



Invert the collection tube 10 times to ensure thorough mixing of the saliva with the preservative.

Saliva Collection and Preservation System

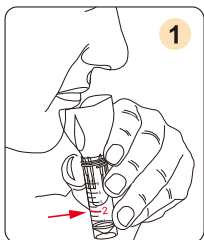
This collector can be directly used for the collection, preservation and transportation of saliva, and the cfDNA (CellFree DNA) or virus samples in it can be stabilized by the preservation solution. It can be used for molecular diagnostic testing (including but not limited to PCR or branched DNA amplification technology), virus testing or other in vitro testing of saliva samples.

- The collection process is painless and non-invasive, and can be collected at home, which is more convenient and free.
- It consists of a saliva collector (collection funnel + sample collection tube), Replacing cap, and preservation tube (Preset 2-3mL cfDNA/virus preservation medium).
- It is used to collect, preserve and transport cfDNA or virus in saliva samples at room temperature.
- When used for virus sample collection, different virus sample preservation solutions can be customized, such as VTM preservation solution (Purple red or clear pink), preservation solution containing inactivator (colorless) or normal saline.
- When it is used to collect human DNA, DNA preservation solution is preset in the preservation solution tube. cfDNA can be preserved stably for 24 months at room temperature, suitable for a variety of DNA extraction and purification kits.
- The humanized design of the collection funnel fits the human mouth structure and is easy to operate.

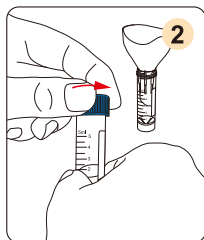


REF	Funnel	Tube	Preservation Solution		
073-00125	Thread type	5mL, Ø16×60mm	Normal saline Optional: Non-inactivated medium Inactivated medium	200	Used for virus sample collection.
073-01125	Insert type	5mL, Ø16×60mm		200	
073-01127	Insert type	7mL, Ø13×84mm		200	
073-11510	Insert type	10mL, Ø16×100mm		200	
073-00025	Thread type	5mL, Ø16×60mm	DNA preservation solution	200	Used for molecular diagnosis, DNA genetic identification, etc.
073-01025	Insert type	5mL, Ø16×60mm		200	
073-01027	Insert type	7mL, Ø13×84mm		200	
073-10510	Insert type	10mL, Ø16×100mm		200	

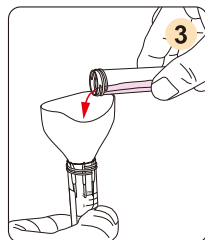
How to use



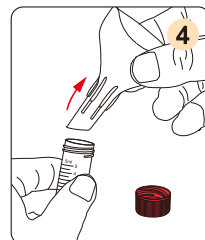
1 Clean the mouth with clean water before use, and gently spit 2mL of saliva into the collection funnel (the volume does not contain saliva foam).



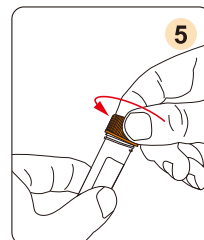
2 Place the saliva collection tube to keep it upright, and unscrew the cap of the preservation tube.



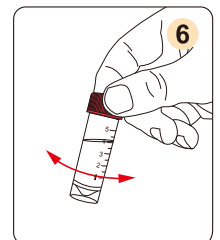
3 Gently pour the medium from the preservation tube into the funnel.



4 Pull out the funnel, properly dispose the waste funnel and empty preservation tube.



5 Tighten the collection tube with the replacing cap.



6 Shake the collection tube repeatedly and mix the saliva and preservation medium completely.

Tubes for antigen specimen testing

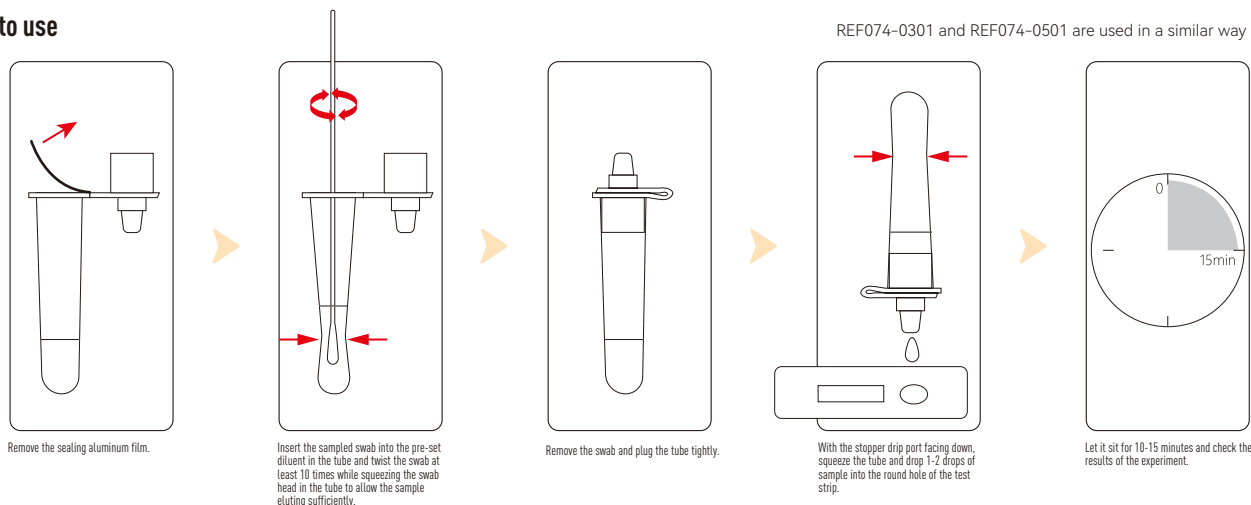
The disposable antigen release tubes are used for the detection of new coronavirus antibody (IgM antibody) with colloidal gold test strip for rapid test, which is convenient and fast to get the test results in about 10-15 minutes.

- Adopting medical grade PE raw materials and produce in cleaning room, good flexibility, smooth inner and outer surface, no scratches, no deformation, corrosion resistance.
- Good sealing and no liquid leakage: high precision molding, mature technology, excellent fit between cap and body threads, no slippery teeth.
- Customized specifications: 3mL and 5mL are available, and the cap color can be customized.
- Low variability of drop volume: squeeze bottle, drop volume is controlled at 25ul±5ul to ensure accurate and valid results.
- DNase free, RNase free, No pyrogen.



REF	MAT	SIZE	VOLUME	DROPS	WGT	HT	INFO
074-0302	PE	9×61mm	3mL	25ul±5ul	1000	500	Drip tip is hinged to the tube
074-0301	PE	9×80mm	3mL	25ul±5ul	Cap: 2000 Tube: 1000	Cap: 10000 Tube: 10000	Cap and tube separate
074-0501	PE	13×78mm	5mL	25ul±5ul	Cap: 2000 Tube: 1000	Cap: 10000, Tube: 10000	

How to use



08

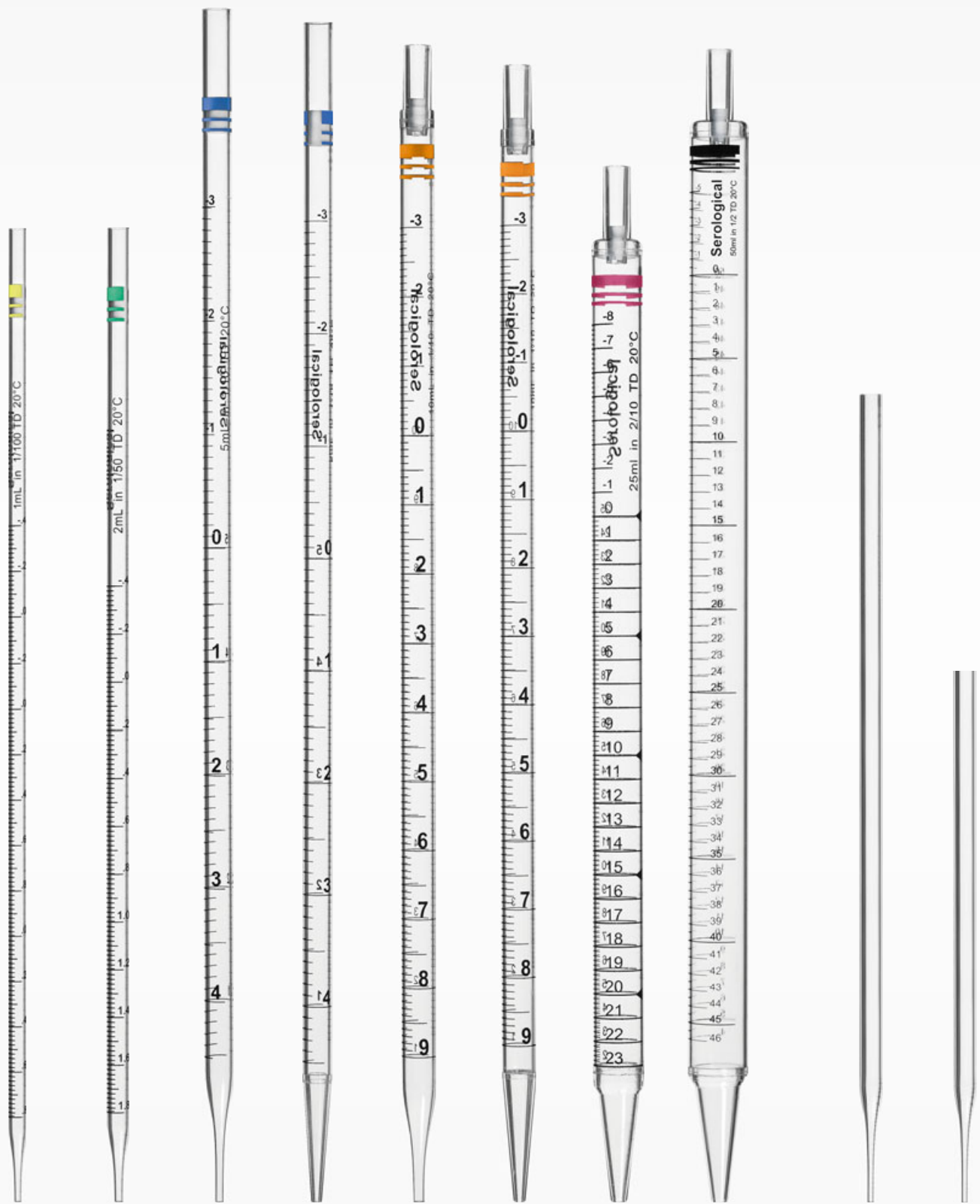
SEROLOGICAL PIPETTE

© Serological Pipette

Page

01-02

Serological Pipette



131-0111
(KJ91010)

131-0211
(KJ91020)

131-0511
(KJ91050)

131-0521
(KJ91050-1)

131-1011
(KJ91100)

131-1021
(KJ91100-1)

131-2521
(KJ91250)

131-5021
(KJ91500)

132-1002
(KJ91230)

132-1001
(KJ91145)

Serological Pipette

The product is made of imported high quality polystyrene (GPPS) in class 100,000 clean workshop. Novel aspiration area design can fit most of the pipettors on the market. Mainly used for accurate measure or transfer for certain volume liquid and is widely employed in the field of cell culture, bacteriology, clinical research, etc..

- ◆ Available in six capacity: 1.0ml, 2.0ml, 5.0ml, 10.0ml, 25.0ml, 50.0ml. Graduations are calibrated within $\pm 2\%$.
- ◆ 1.0ml, 2.0ml, 5.0ml pipettes are shaped by stretching method.
- ◆ 5.0ml, 10.0ml, 25.0ml, 50.0ml pipettes tips are welded to the tube by supersonic wave.
- ◆ Smooth and clean without drawing lines.
- ◆ Different colors correspond to different specification, easy to distinguish.
- ◆ Maximally reduce the liquid adhesion to the tube inner wall and thus improve the sampling accuracy.
- ◆ Excellent double-side graduation design ideally meet with the demand for liquid adding or reducing.
- ◆ Clear and simple graduation, as well as the negative one for extra volume, makes the liquid drawing and reading easier.
- ◆ All serological pipettes are assembled with high quality filters.
- ◆ Strict integrity test on every pipette.
- ◆ Non-sterile or sterilized by Gamma radiation/E.O.
- ◆ Available with non-pyrogenic and DNase/RNase-free.



Stretched tip & Welded tip



With filters, different colors correspond to different volumes



Individual Paper-Plastic Pack

REF	Original REF.	MAT						
131-0111	KJ9010	GPPS	Ø5×280mm	1ml	100	300	1800	Stretched tip, Individual Paper-Plastic Pack STERILE R
131-0112	KJ9012	GPPS	Ø5×280mm	1ml	25	1000	6000	Stretched tip, Bluk Pack STERILE R
131-0211	KJ9020	GPPS	Ø6×280mm	2ml	100	300	1800	Stretched tip, Individual Paper-Plastic Pack STERILE R
131-0212	KJ9022	GPPS	Ø6×280mm	2ml	25	600	3600	Stretched tip, Bluk Pack STERILE R
131-0511	KJ9050	GPPS	Ø8×347mm	5ml	50	200	1200	Stretched tip, Individual Paper-Plastic Pack STERILE R
131-0512	KJ9052	GPPS	Ø8×347mm	5ml	25	500	3000	Stretched tip, Bluk Pack STERILE R
131-0521	KJ9050-1	GPPS	Ø8×345mm	5ml	50	200	1200	Welded tip, Individual Paper-Plastic Pack STERILE R
131-0522	KJ9052-1	GPPS	Ø8×345mm	5ml	25	500	3000	Welded tip, Bluk Pack STERILE R
131-1011	KJ9100	GPPS	Ø10×342mm	10ml	50	200	1200	Stretched tip, Individual Paper-Plastic Pack STERILE R
131-1012	KJ9102	GPPS	Ø10×342mm	10ml	25	350	2100	Stretched tip, Bluk Pack STERILE R
131-1021	KJ9100-1	GPPS	Ø10×340mm	10ml	50	200	1200	Welded tip, Individual Paper-Plastic Pack STERILE R
131-1022	KJ9102-1	GPPS	Ø10×340mm	10ml	25	350	2100	Welded tip, Bluk Pack STERILE R
131-2521	KJ9250	GPPS	Ø15×310mm	25ml	25	100	600	Welded tip, Individual Paper-Plastic Pack STERILE R
131-2522	KJ9252	GPPS	Ø15×310mm	25ml	25	350	2100	Welded tip, Bluk Pack STERILE R
131-5021	KJ9500	GPPS	Ø18×355mm	50ml	25	100	600	Welded tip, Individual Paper-Plastic Pack STERILE R
131-5022	KJ9502	GPPS	Ø18×355mm	50ml	25	250	1000	Welded tip, Bluk Pack STERILE R
132-1001	KJ9145	PS	Ø6×145mm			50	200	Pasteur pipette, Individual Paper-Plastic Pack STERILE R
132-1002	KJ9230	PS	Ø6×230mm			50	200	Pasteur pipette, Individual Paper-Plastic Pack STERILE R

09

TRANSFER PIPETTE

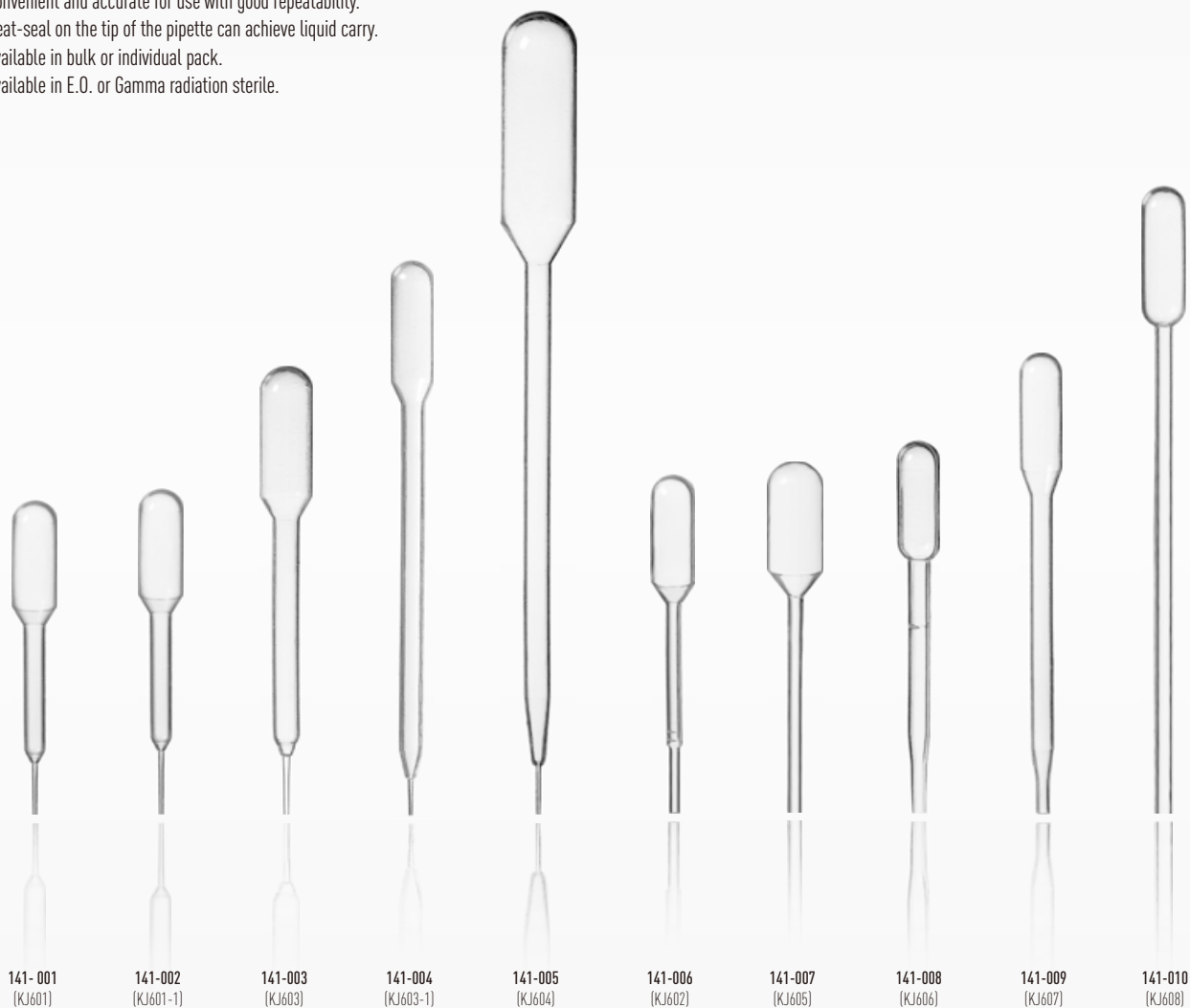
© Transfer Pipette

Page

01-04

Transfer Pipette

- ⊙ Made of superior FDA certified LDPE material, Non-toxic, adapted to draw, transfer or carry for small volume liquid.
- ⊙ Optimizing process on surface tension, easy for the liquid flowing.
- ⊙ High transparency, easy to observe.
- ⊙ Can be bend with a certain angle, which is convenient for drawing or adding liquid in irregular or micro container.
- ⊙ High elasticity, adapted to fast liquid transfer without leakage.
- ⊙ Convenient and accurate for use with good repeatability.
- ⊙ Heat-seal on the tip of the pipette can achieve liquid carry.
- ⊙ Available in bulk or individual pack.
- ⊙ Available in E.O. or Gamma radiation sterile.



REF	Original REF.	MAT						
141-001	KJ601	LDPE	65mm	10 μ L	2000		20000	Fine tip <input type="checkbox"/> STERILE EO <input type="checkbox"/> or <input type="checkbox"/> STERILE R <input type="checkbox"/>
141-002	KJ601-1	LDPE	70mm	15 μ L	2000		20000	Fine tip <input type="checkbox"/> STERILE EO <input type="checkbox"/> or <input type="checkbox"/> STERILE R <input type="checkbox"/>
141-003	KJ603	LDPE	80mm	20 μ L	2000		20000	Fine tip <input type="checkbox"/> STERILE EO <input type="checkbox"/> or <input type="checkbox"/> STERILE R <input type="checkbox"/>
141-004	KJ603-1	LDPE	103mm	12 μ L	200		12000	Fine tip <input type="checkbox"/> STERILE EO <input type="checkbox"/> or <input type="checkbox"/> STERILE R <input type="checkbox"/>
141-005	KJ604	LDPE	148mm	15 μ L	500		5000	Fine tip <input type="checkbox"/> STERILE EO <input type="checkbox"/> or <input type="checkbox"/> STERILE R <input type="checkbox"/>
141-006	KJ602	LDPE	67mm	20 μ L	2000		20000	<input type="checkbox"/> STERILE EO <input type="checkbox"/> or <input type="checkbox"/> STERILE R <input type="checkbox"/>
141-007	KJ605	LDPE	65mm	48 μ L	2000		20000	<input type="checkbox"/> STERILE EO <input type="checkbox"/> or <input type="checkbox"/> STERILE R <input type="checkbox"/>
141-008	KJ606	LDPE	67mm	48 μ L	2000		20000	<input type="checkbox"/> STERILE EO <input type="checkbox"/> or <input type="checkbox"/> STERILE R <input type="checkbox"/>
141-009	KJ607	LDPE	85mm	40 μ L	2000		20000	<input type="checkbox"/> STERILE EO <input type="checkbox"/> or <input type="checkbox"/> STERILE R <input type="checkbox"/>
141-010	KJ608	LDPE	115mm	60 μ L	2000		20000	<input type="checkbox"/> STERILE EO <input type="checkbox"/> or <input type="checkbox"/> STERILE R <input type="checkbox"/>

Transfer Pipette



141-011
(KJ609)

141-012
(KJ612)

141-013
(KJ633)

141-014
(KJ617)

141-015
(KJ618)







141-016
(KJ619)

141-017
(KJ620)

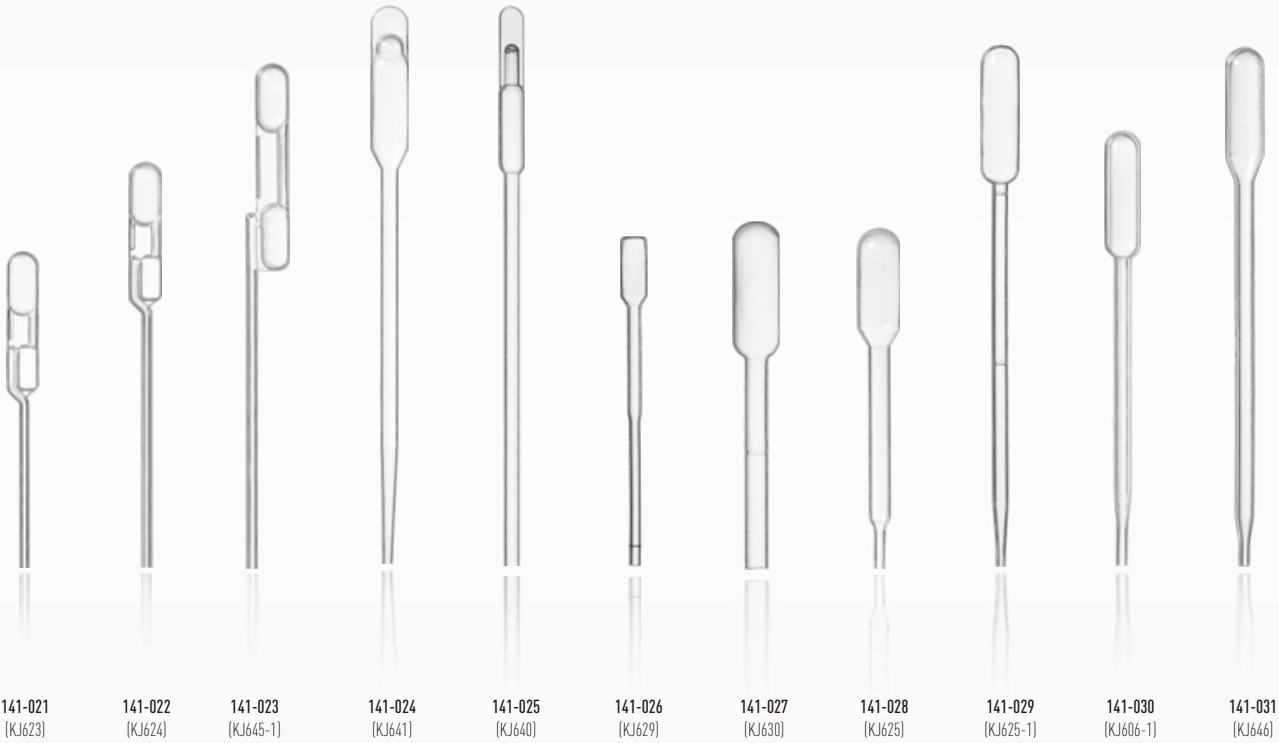
141-018
(KJ621)

141-019
(KJ622)

141-020
(KJ626)

REF	Original REF.	MAT						
141-011	KJ609	LDPE	145mm	40µL	400		4000	STERILE EO or STERILE R
141-012	KJ612	LDPE	130mm	40µL	2000		20000	STERILE EO or STERILE R
141-013	KJ633	LDPE	160mm	40µL		500	5000	STERILE EO or STERILE R
141-014	KJ617	LDPE	143mm	42µL		500	5000	Graduated to 1mL STERILE EO or STERILE R
141-015	KJ618	LDPE	145mm	45µL		500	5000	Graduated to 1mL STERILE EO or STERILE R
141-016	KJ619	LDPE	160mm	42µL		500	5000	Graduated to 1mL STERILE EO or STERILE R
141-017	KJ620	LDPE	150mm	48µL		500	5000	Graduated to 2mL STERILE EO or STERILE R
141-018	KJ621	LDPE	160mm	48µL		500	5000	Graduated to 3mL STERILE EO or STERILE R
141-019	KJ622	LDPE	162mm	52µL		500	6000	Graduated to 3mL STERILE EO or STERILE R
141-020	KJ626	LDPE	178mm	48µL		500	5000	Graduated to 3mL STERILE EO or STERILE R

Transfer Pipette



REF	Original REF.	MAT						
141-021	KJ623	LDPE	64mm	25µL	2000		20000	Double-bulb <input type="checkbox"/> STERILE EO or <input type="checkbox"/> STERILE R
141-022	KJ624	LDPE	85mm	30µL	2000		20000	Double-bulb <input type="checkbox"/> STERILE EO or <input type="checkbox"/> STERILE R
141-023	KJ645-1	LDPE	110mm	35µL	2000		20000	Double-bulb <input type="checkbox"/> STERILE EO or <input type="checkbox"/> STERILE R
141-024	KJ641	LDPE	138mm	30µL		500	9000	<input type="checkbox"/> STERILE EO or <input type="checkbox"/> STERILE R
141-025	KJ640	LDPE	135mm	30µL	200		12000	<input type="checkbox"/> STERILE EO or <input type="checkbox"/> STERILE R
141-026	KJ629	LDPE	70mm	5µL	2000		20000	<input type="checkbox"/> STERILE EO or <input type="checkbox"/> STERILE R
141-027	KJ630	LDPE	75mm	50µL	1000		10000	<input type="checkbox"/> STERILE EO or <input type="checkbox"/> STERILE R
141-028	KJ625	LDPE	78mm	35µL	2000		20000	<input type="checkbox"/> STERILE EO or <input type="checkbox"/> STERILE R
141-029	KJ625-1	LDPE	110mm	40µL	2000		20000	<input type="checkbox"/> STERILE EO or <input type="checkbox"/> STERILE R
141-030	KJ606-1	LDPE	80mm	25µL		2000	20000	<input type="checkbox"/> STERILE EO or <input type="checkbox"/> STERILE R
141-031	KJ646	LDPE	101mm	35µL		2000	20000	<input type="checkbox"/> STERILE EO or <input type="checkbox"/> STERILE R

Transfer Pipette



REF	Original REF.	MAT						
141-032	KJ643	LDPE	155mm	40µL	500		5000	STERILE EO or STERILE R
141-033	KJ644	LDPE	140mm	35µL	500		5000	STERILE EO or STERILE R
141-034	KJ642	LDPE	210mm	30µL	250		2000	Flexible stem for tying and seal STERILE EO or STERILE R
141-035	KJ638	LDPE	230mm	40µL		500	5000	STERILE EO or STERILE R
141-036	KJ616	LDPE	350mm	55µL	200		2000	STERILE EO or STERILE R
141-037	-	LDPE, Driper: Glass	73.4mm	20µL	2000		20000	STERILE EO or STERILE R
141-038	-	LDPE, Driper: Glass	70.4mm	10µL	2000		20000	STERILE EO or STERILE R


10

PIPETTE TIP

	Page
◎ Pipette Tip	01-04
◎ Pipette Tip Box	05
◎ Pipettor & Reagent Reservoir	06
◎ Universal Pipette Tip	07-08
◎ Pipette tip for Automatic System	09-11
Reloaded tips for TECAN	09
Reloaded tips for ADDCARE	09
Boxed tips for TECAN	10
Boxed tips for AGILENT	10
Boxed tips for BECKMAN	10
Boxed tips for Hamilton	11

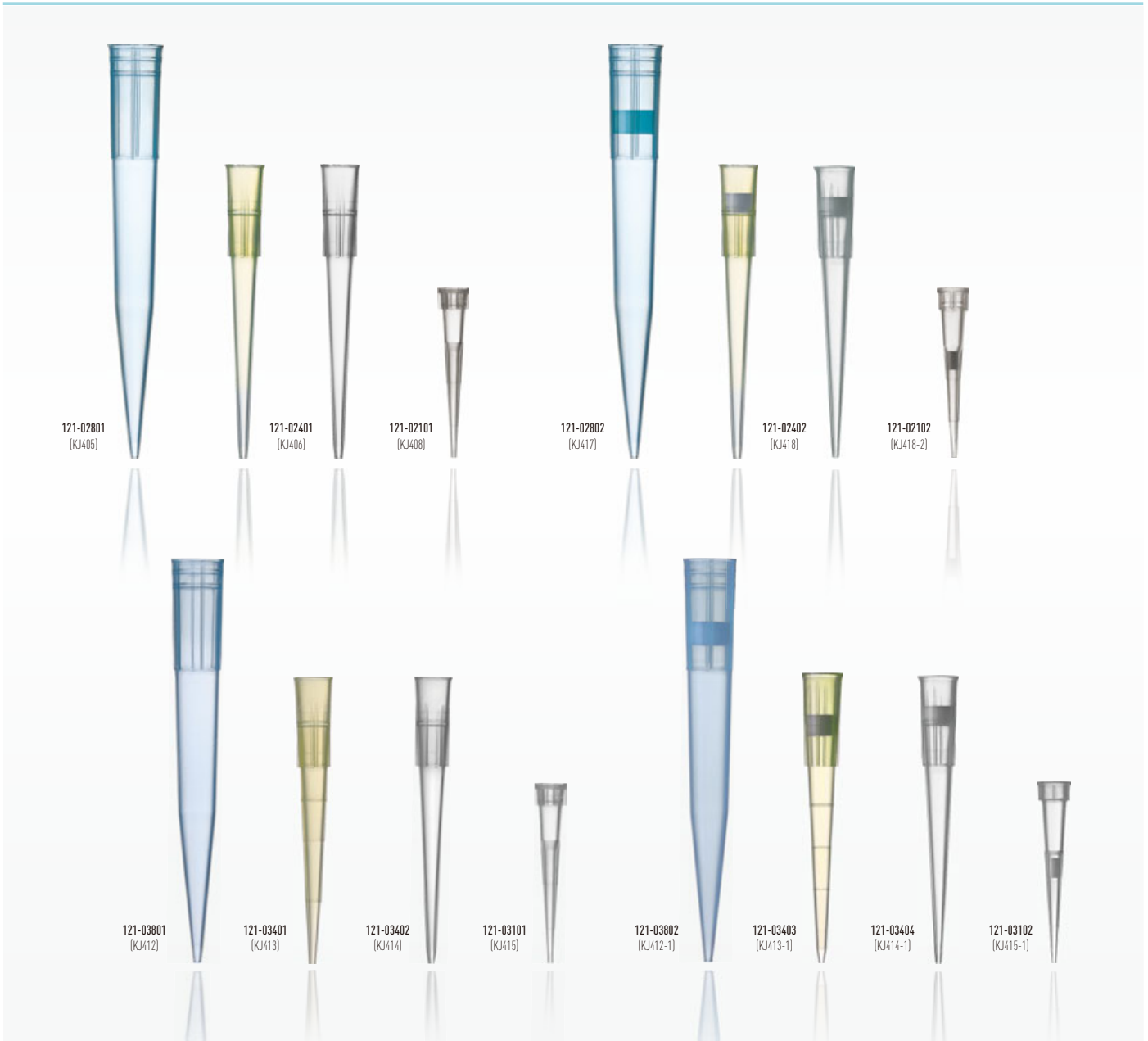
Pipette Tip

- ◆ The pipette tip is made of medical grade polypropylene (PP) raw material. Excellent molding process guarantee each tips straight, no bending and deformation, with high quality and precision.
- ◆ The inner surface of the low residue tip is treated by coating process, which has super hydrophobicity. Almost no sample liquid retains in the pipette tip during liquid release.
- ◆ Filtered tips prevent aerosol cross-contamination between pipette and sample.
- ◆ The optimized shape of the medical tips is designed for versatility and is perfectly adapted to pipettes like Gilson, TECAN, Eppendorf, Thermo (Finn), Keeven, Hamilton, DLab and other well-known brands at home and abroad.
- ◆ General grade and PCR grade are available according to different requirements. Produced in 100,000 class clean room, up to PCR clean grade, Free of DNAase, RNAase, pyrogen.
- ◆ Bags and boxes both available for package.



REF	Original REF.	MAT						
121-01801	KJ401	PP	-	1000μL	500	-	10000	Tip for Eppendorf
121-01601	KJ402	PP	-	300μL	1000	-	20000	Tip for Eppendorf
121-01401	KJ403	PP	-	200μL	1000	-	20000	Tip for Eppendorf
121-01101	KJ404	PP	-	10μL	1000	-	50000	Tip for Eppendorf
121-01802	KJ417-1	PP	-	1000μL	-	100	100×50	Boxed filter tips for Eppendorf <input type="checkbox"/> STERILE EO <input type="checkbox"/> OF <input type="checkbox"/> STERILE R
121-01402	KJ403-1	PP	-	200μL	-	96	96×50	Boxed filter tips for Eppendorf <input type="checkbox"/> STERILE EO <input type="checkbox"/> OF <input type="checkbox"/> STERILE R
121-01102	KJ418-1	PP	-	10μL	-	96	96×50	Boxed filter tips for Eppendorf <input type="checkbox"/> STERILE EO <input type="checkbox"/> OF <input type="checkbox"/> STERILE R






Pipette Tip



REF	Original REF.	MAT						
121-02801	KJ405	PP	Ø8×71mm	1000µL	500	-	10000	Universal tip
121-02401	KJ406	PP	Ø6×52mm	200µL	1000	-	20000	Universal tip
121-02101	KJ408	PP	Ø5×32mm	10µL	1000	-	50000	Universal tip
121-02802	KJ417	PP	Ø8×71mm	1000µL	-	100	100×50	Boxed universal filter tips STERILE EO OR STERILE R
121-02402	KJ418	PP	Ø6×52mm	200µL	-	96	96×50	Boxed universal filter tips STERILE EO OR STERILE R
121-02102	KJ418-2	PP	Ø5×32mm	10µL	-	96	96×50	Boxed universal filter tips STERILE EO OR STERILE R
121-03801	KJ412	PP	Ø8×71mm	1000µL	500	-	10000	Tip for Finn
121-03401	KJ413	PP	Ø6×52mm	200µL	1000	-	20000	Tip for Finn, with graduation
121-03402	KJ414	PP	Ø6×52mm	200µL	1000	-	20000	Tip for Finn
121-03101	KJ415	PP	Ø5×32mm	10µL	1000	-	50000	Tip for Finn
121-03802	KJ412-1	PP	Ø8×71mm	1000µL	-	100	100×50	Boxed filter tips for Finn STERILE EO OR STERILE R
121-03403	KJ413-1	PP	Ø6×52mm	200µL	-	96	96×50	Boxed filter tips for Finn, with graduation STERILE EO OR STERILE R
121-03404	KJ414-1	PP	Ø6×52mm	200µL	-	96	96×50	Boxed filter tips for Finn STERILE EO OR STERILE R
121-03102	KJ415-1	PP	Ø5×32mm	10µL	-	96	96×50	Boxed filter tips for Finn STERILE EO OR STERILE R





Pipette Tip



REF	Original REF.	MAT					
121-04501	KJ409	PP	Ø4×49mm	250µL	1000	20000	Tip for Qiujing
121-04502	KJ410	PP	Ø6×50mm	250µL	1000	20000	Tip for Qiujing
121-04801	KJ411	PP	Ø7.4×70mm	1000µL	500	10000	Tip for Qiujing
121-14601	KJ423	PP		300µL	1000	20000	Tip for Kodak Multi-use
121-15401	KJ424	PP		200µL	1000	20000	Tip for Finn (Extended)
121-05901	KJ420	PP		5mL	300	3000	Tip for D-LAB
121-03901	KJ421	PP		5mL	300	3000	Tip for Finn
121-06901	KJ422	PP		5mL	300	3000	Tip for Gilson / Keeven
121-15901	KJ437	PP		5mL	300	3000	Multi-use
121-15902	KJ438	PP		5mL	300	3000	Multi-use



Pipette tip



REF	Original REF.	MAT				
121-12801	KJ416	PP	1000μL	500	10000	Tip for MAL
121-13801	KJ416-3	PP	1000μL	500	10000	Tip for OXFORD
121-12401	KJ416-1	PP	200μL	1000	20000	Tip for MAL
121-15402	KJ416-2	PP	200μL	1000	20000	Multi-use
121-05101	KJ430	PP	10μL	1000	50000	Tip for D-LAB
121-05401	KJ419-3	PP	200μL	1000	20000	Tip for D-LAB
121-05801	KJ430-2	PP	1000μL	500	10000	Tip for D-LAB
121-15403	KJ427	PP	200μL	1000	20000	Multi-use
121-15404	KJ428	PP	200μL	1000	20000	Multi-use
121-15405	KJ428-1	PP	200μL	1000	20000	Multi-use
121-15406	KJ428-2	PP	200μL	1000	20000	Multi-use
121-15801	KJ429	PP	1000μL	500	10000	Multi-use
121-15802	KJ429-1	PP	1000μL	500	10000	Multi-use
121-15803	KJ429-2	PP	1000μL	500	10000	Multi-use
121-15804	KJ429-3	PP	1000μL	500	10000	Multi-use
121-15301	KJ434	PP	100μL	1000	20000	Multi-use

Pipette Tip Box



REF	Original REF.	MAT		
122-16401	KJ447	PP	200µL	50Box
122-16101	KJ448	PP	10µL	50Box
122-16801	KJ411-4	PP	1000µL	50Box
122-16901	KJ422-1	PP	5mL	30Box
122-16001	-	PP	10mL	30Box

Pipettor & Reagent Reservoir



125-0001
[KJ411-1]






125-0002
[KJ449]



126-0200

127-0001
[KJ426]

REF	Original REF.	MAT			
125-0001	KJ411-1	PVC	250mL	800	Reagent reservoir
125-0002	KJ449	PP	10mL×10	Customized	10-Channel Reagent reservoir
126-0200	-	ABS		Customized	Thermofisher / BIO-DL Pipettor, 1-channel / 8-channel / 12-channel
127-0001	KJ426	-		Customized	Stand for Pipettor

Universal Pipette Tip [Pyrogen-free]

- ◆ The pipette tips are made of medical-grade polypropylene by advanced production techniques. Straight without any bending or deformation, ensuring high quality and handling precision.
- ◆ Produced in a ISO Class 6 cleanroom, these pipette tips meet high cleanliness requirements to ensure superior purity and quality, and are free of DNase, RNase, and pyrogens.
- ◆ KANGJIAN® pipette tips feature a universally compatible design, perfectly fitting pipettors from a variety of well-known brands.
- ◆ The tips with filters prevent aerosol cross-contamination between the pipettor and samples.
- ◆ Available in multiple packaging options, including bulk pack bags or specialized tip boxes.

10uL Universal Tip

10uL Universal Tip, Extended



200uL Universal Tip

200uL Universal Tip, Extended










1000uL Universal Tip

1000uL Universal Tip, Extended



Universal Pipette Tip

REF							
123-15101	10µL	32mm	PP	1000		50000	Clear, Bagged
123-15102	10µL	32mm	PP		96	4800	Clear, Boxed
123-15103	10µL	32mm	PP	1000		50000	Clear with Filter, Bagged
123-15104	10µL	32mm	PP		96	4800	Clear with Filter, Boxed
123-15105	10µL (Extended)	45mm	PP	1000		50000	Clear, Bagged
123-15106	10µL (Extended)	45mm	PP		96	4800	Clear, Boxed
123-15107	10µL (Extended)	45mm	PP	1000		50000	Clear with Filter, Bagged
123-15108	10µL (Extended)	45mm	PP		96	4800	Clear with Filter, Boxed
123-15401	200µL	51mm	PP	1000		20000	Yellow or Clear, Bagged
123-15402	200µL	51mm	PP		96	4800	Yellow or Clear, Boxed
123-15403	200µL	51mm	PP	1000		20000	Yellow or Clear with Filter, Bagged
123-15404	200µL	51mm	PP		96	4800	Yellow or Clear with Filter, Boxed
123-15405	200µL (Extended)	60mm	PP	1000		20000	Clear, Bagged
123-15406	200µL (Extended)	60mm	PP		96	4800	Clear, Boxed
123-15407	200µL (Extended)	60mm	PP	1000		20000	Clear with Filter, Bagged
123-15408	200µL (Extended)	60mm	PP		96	4800	Clear with Filter, Boxed
123-15801	1000µL	71mm	PP	500		10000	Clear or Blue, Bagged
123-15802	1000µL	71mm	PP		100	5000	Clear or Blue, Boxed
123-15803	1000µL	71mm	PP	500		10000	Clear or Blue with Filter, Bagged
123-15804	1000µL	71mm	PP		100	5000	Clear or Blue with Filter, Boxed
123-15805	1000µL (Extended)	102mm	PP	500		10000	Clear, Bagged
123-15806	1000µL (Extended)	102mm	PP		100	5000	Clear, Boxed
123-15807	1000µL (Extended)	102mm	PP	500		10000	Clear with Filter, Bagged
123-15808	1000µL (Extended)	102mm	PP		100	5000	Clear with Filter, Boxed

Pipette tip for Automatic System







- These tips are designed for excellent liquid treatment result, Under strict quality control procedures to ensure consistency to get excellent tip straightness and reduced variation coefficient.
- The tips are produced in Class 100,000 clean workshop, made from imported polypropylene material. Each batch is strictly evaluated, DNase-free, RNase-free, pyrogen-free, Without endotoxin or PCR inhibitor.

Reloaded tips for TECAN



Reloaded tips for ADDCARE



REF			 Paper box	 Inner box	 Outer carton	
124-07401	200µL	127×88×95mm	96+96 PCS	[96+96]×12	[96+96]×12×4	For TECAN automatic system 96 PCS Clear tip + 96 PCS Conductive Tip
124-07801	1000µL	127×88×159mm	96+96 PCS	[96+96]×12	[96+96]×12×4	For TECAN automatic system 96 PCS Clear tip + 96 PCS Conductive Tip
124-10601	300µL	125×82×96mm	192 PCS	192×12	192×12×4	For ADDCARE automatic system 96+96 PCS Clear tip
124-10701	800µL	125×82×126mm	192 PCS	192×12	192×12×4	For ADDCARE automatic system 96+96 PCS Clear tip

Pipette tip for Automatic System

Boxed tips for TECAN



124-07402
(KJ441)



124-07802
(KJ442)



124-07403
(KJ443)



124-07803
(KJ444)

Boxed tips for AGILENT







124-08201
(KJ445)

Boxed tips for BECKMAN



124-09501
(KJ446)

REF	Original REF.				
124-07402	KJ441	200µL	96	50	Boxed tips for TECAN
124-07802	KJ442	1000µL	96	50	Boxed tips for TECAN
124-07403	KJ443	200µL	96	50	Boxed tips for TECAN
124-07803	KJ444	1000µL	96	50	Boxed tips for TECAN
124-08201	KJ445	30µL	384	50	Boxed tips for Agilent
124-09501	KJ446	250µL	96	50	Boxed tips for Beckman

Pipette tip for Automatic System

Boxed tips for HAMILTON



REF



REF	Volume	Box	Box	Info
124-17051	50µL	96	50	50ul Hamilton conductive tip (Customized clear tip)
124-17601	300µL	96	50	300ul Hamilton conductive tip (Customized clear tip)
124-17602	300µL	96	50	300ul Hamilton conductive tip, extended (Customized clear tip)
124-17801	1000µL	96	50	1000ul Hamilton conductive tip
124-17802	1000µL	96	50	1000ul Hamilton clear tip

11


TEST TUBE

	Page
◎ Test Tube	01-05
PE Test Tube	01
PP/PS Test Tube	01-02
Capped Test Tube	02
Conical Test Tube	03
Multi-use Tube	03
Culture Tube	04
Urine Test Tube	04-05
HCT Tube	05
Test tube Cap	05
◎ Special Puncturable tube for automatic urine analyzer	06
◎ Rack for Test Tube	07-08


Test Tube

- ▲ KANGJIAN® test tube is made of superior PE/PP/PS material, it has a good chemical compatibility. PP test tubes are compatible with most polar organic solvents, weak acids, and weak bases.
- ▲ PS/PP test tube is manufactured with excellent technique. Some products can stand centrifuge speed up to 4500 rpm without crack or leakage.
- ▲ Multiple sizes labels can be customized to meet specific test demand.

PE Test Tube




PP/PS Test Tube



REF	Original REF.	MAT	mm				
171-06061	KJ723-2	PE	Ø10×75mm	900			18000
171-09061	KJ724	PE	Ø12×75mm		600		12000
171-07061	KJ723-1	PE	Ø10×100mm	700			12600
171-10061	KJ723	PE	Ø12×100mm		500		9000
171-13061	KJ722	PE	Ø15×100mm		300		5400
171-09041	KJ703-1	PP	Ø12×75mm	500			5000
171-01041	KJ703-6	PP	Ø13×75mm	400			4000
171-11041	KJ703-2	PP	Ø13×78mm	400			4000
171-10041	KJ703-3	PP	Ø12×100mm	300			3000
171-13041	KJ703-4	PP	Ø15×100mm	250			2500
171-03041	KJ703-5	PP	Ø16×100mm	200			2000
171-16051	-	PS	Ø16×75mm	300			3000
171-16041	-	PP	Ø16×75mm	300			3000


Test Tube

PP/PS Test Tube



REF	Original REF.	MAT	mm			
171-08051	KJ705	PS	Ø12×60mm	500	5000	
171-09051	KJ706	PS	Ø12×75mm	500	5000	
171-01051	KJ706-1	PS	Ø13×75mm	400	4000	
171-11051	KJ707	PS	Ø13×78mm	400	4000	
171-10051	KJ708	PS	Ø12×100mm	300	3000	
171-13051	KJ709	PS	Ø15×100mm	250	2500	
171-03051	KJ709-1	PS	Ø16×100mm	200	2000	





Capped Test Tube

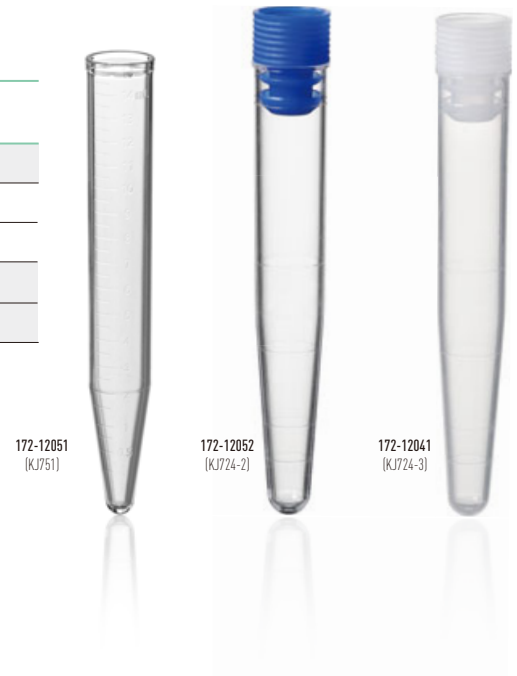


REF	Original REF.	MAT	mm			
171-13052	KJ748	PS	Ø15×100mm	200	2000	
171-03042	KJ749	PP	Ø16×100mm	200	2000	
171-03052	KJ750	PS	Ø16×100mm	200	2000	
171-09042	KJ752	PP	Ø12×75mm	400	4000	Multiple colour cap

Test Tube





Conical Test Tube

REF	Original REF.	MAT				
172-12051	KJ751	PS	12mL	200	2000	Conical, Molded graduation
172-12052	KJ724-2	PS	12mL	200	2000	Conical, with Cap
172-12053		PS	12mL	200	2000	Conical, without Cap
172-12041	KJ724-3	PP	12mL	200	2000	Conical, with Cap
172-12042		PP	12mL	200	2000	Conical, without Cap



Multi-use Tube







REF	Original REF.	MAT				
174-05041	KJ730	PP	5mL	200	2000	Screw cap, Flat bottom
174-05042	KJ731	PP	5mL	400	4000	Screw Cap, Round bottom
174-10051	KJ729	PS	10mL	200	2000	Screw cap, Flat bottom
174-12042	KJ745	PP	12mL	200	2000	Screw cap, Round bottom, Self-standing
174-05043	KJ746	PP	5mL	250	2500	Screw cap, Conical bottom, Self-standing
174-07041	KJ746-1	PP	7mL	250	2500	Screw cap, Conical bottom, Self-standing

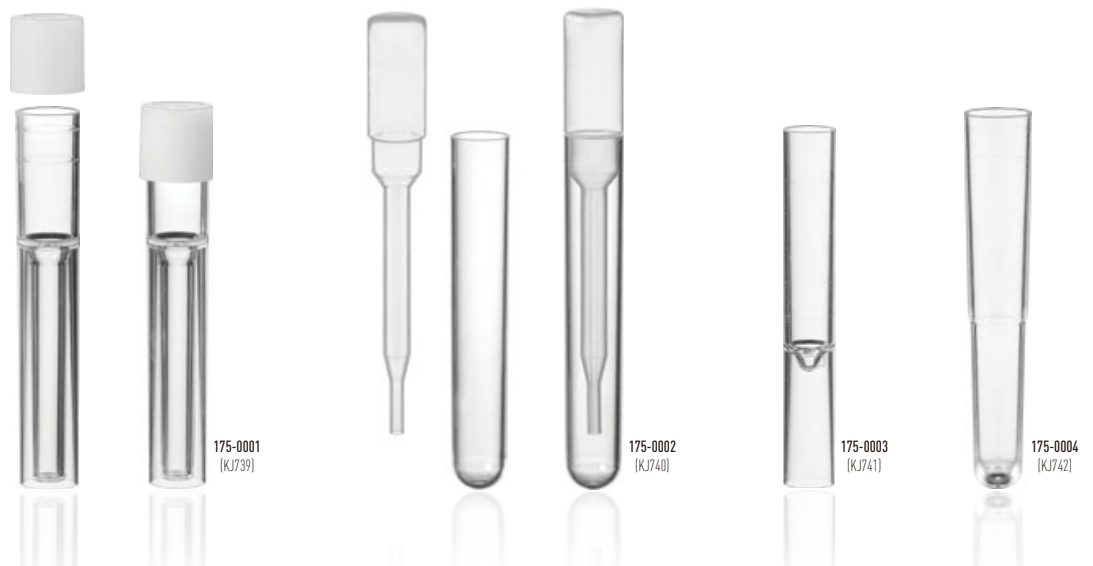
Test Tube







Culture Tube



REF	Original REF.	MAT				
174-04041	-	PP	4mL	200	2000	Culture tube with screw cap
174-12041	-	PP	12mL	100	1500	Culture tube with screw cap
174-04042	KJ709-5	PP/PS	4mL	200	2000	Culture tube with dual-position snap cap
174-12043	KJ709-7	PP/PS	12mL	100	1500	Culture tube with dual-position snap cap
174-12044	-	PS	12mL	100	1500	Culture tube with dual-position snap cap Molded graduation

Urine Test Tube



REF	Original REF.	MAT	 mm					
175-0001	KJ739	PS	Ø16×106	200	200	2000	2000	For Germany KOBOLD urine analyzer
175-0002	KJ740	Tube:PP Pipette:PE		10mL	100	600	2000	Urine collection tube, with transfer pipette
175-0003	KJ741	PS			100		2000	Urine test tube
175-0004	KJ742	PS		10mL	100	500	1500	Urine test tube

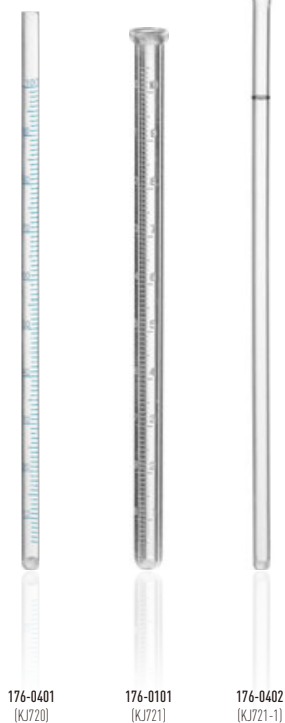
Test Tube

Urine Test Tube



REF	Original REF.	MAT				
173-12051	KJ725	PS	12mL	200	2000	W/O rim
173-12052	KJ726	PS	12mL	200	2000	Wide-mouth
173-12053	KJ727	PS	12mL	200	2000	Screw cap
173-12054	KJ732	PS	12mL	200	2000	Wide-mouth, Scale line, Plug cap
173-12055	KJ732-1	PS	12mL	200	2000	Wide-mouth, Scale line, Plug cap

HCT Tube



Test tube Cap




REF	Original REF.	MAT				
176-0401	KJ720	PP		1000	20000	HCT tube
176-0101	KJ721	GLASS		100	10000	HCT tube
176-0402	KJ721-1	PP		500	20000	HCT tube
177-12061	KJ714	PE	Ø12	1000	20000	Flanged plug cap
177-13061	KJ715	PE	Ø13	1000	20000	Flanged plug cap
177-16061	KJ716	PE	Ø16	500	10000	Flanged plug cap
177-12062	KJ719-2	PE	Ø12	2000	20000	Plug cap
177-13062	KJ719-3	PE	Ø13	2000	20000	Plug cap
177-15061	KJ719-4	PE	Ø15	1000	10000	Plug cap
178-13061	KJ719-1	PE	Ø12 / Ø13	500	10000	Replacing cap, for Beckman biochemistry line
178-16041	KJ719-5	PP	Ø12 / Ø13 / Ø16	2000	10000	Replacing cap, for Roche biochemistry line
178-16042	-	PP	Ø12 / Ø13	500	10000	Replacing cap, for Beckman biochemistry line

Special Puncturable tube for automatic urine analyzer



When transporting and testing urine in hospitals, laboratory personnel typically need to open the urine collection container lid before conducting experiments. Transportation, mixing, centrifugation, and other operations can further increase the possibility of aerosol leakage, thereby increasing the biological safety risk. In accordance with ISO 15189 standard, Kangjian Medical has upgraded the urine sediment tube, and the sealing methods selected for the tube cap include puncturable coated film paper, aluminum foil, and elastic silicone diaphragm. While ensuring sealing, it prevents damage and leakage, reduces the biological hazards of urine aerosols to laboratory personnel, and facilitates the automated transmission and transportation of the laboratory.



173-12056

Type A: Puncturable coated film paper

Punctureable coated film paper cap, moisture-proof, leak-proof, with a bio-safe sealing design to prevent aerosol contamination.



173-12057

Type B: Puncturable Black Antistatic Aluminum Foil

The surface of aluminum foil is coated with a black insulating layer, facilitating smooth penetration by the inductive needle of the automatic analyzer.



173-12000

173-12058

Type C: Self-closing silicone Diaphragm


Designed for use with a liquid collection funnel, the elastic diaphragm can automatically recover and close.

REF	MAT	Diagram	Diagram	Diagram	Diagram	Diagram	Info
173-12056	Tube: PS	Ø20×100mm	10mL	50	2000		Cap with coated film paper
173-12057	Tube: PS	Ø20×100mm	10mL	50	2000		Cap with aluminum foil
173-12058	Tube: PS	Ø20×100mm	10mL	50	2000		Cap with silicone diaphragm
173-12000	Funnel: PP	Ø60×40mm	-	50	2000		Liquid collection funnel


Rack for Test Tube




179-0001
(KJ811)



179-0002
(KJ815)




179-0003
(KJ816)







179-0004
(KJ816-1)




179-0005
(KJ816-2)




179-0006
(KJ816-4)

REF	Original REF.	MAT				
179-0001	KJ811	ABS	235×110×50mm	Ø13, 50 Wells Ø16, 50 Wells	50	Rack for test tube
179-0002	KJ815	PS	255×120×50mm	Ø13, 50 Wells Ø18, 40 Wells Ø18, 50 Wells	50	Rack for test tube
179-0003	KJ816	PP	250×105×65mm	Ø13, 90 Wells	50	Multi-use rack
179-0004	KJ816-1	PP	250×105×65mm	Ø30, 21 Wells	50	Multi-use rack
179-0005	KJ816-2	PP	250×105×65mm	Ø18, 44 Wells	50	Multi-use rack
179-0006	KJ816-4	PP	250×105×55mm	Ø13, 90 Wells	50	Multi-use rack

Rack for Test Tube



179-0007
(KJ816-3)



179-0008
(KJ816-6)



179-0009
(KJ812-3)







179-0010
(KJ812-4)



179-0011
(KJ812)



179-0012
(KJ816-7)

REF	Original REF.	MAT				
179-0007	KJ816-3	PP	250×110×65mm	Ø17, 60 Wells	50	Multi-use rack
179-0008	KJ816-6	PP	250×105×60mm	Ø21, 40 Wells	50	Multi-use rack
179-0009	KJ812-3	ABS	250×125×60mm	Ø16, 50 Wells	50	Grip rack
179-0010	KJ812-4	ABS	250×250×60mm	Ø16, 100 Wells	25	Grip rack
179-0011	KJ812	Stainless Steel	230×120×50mm	Ø13-Ø21, 40-100 Wells	50	Custom aperture
179-0012	KJ816-7	Stainless Steel	180×170×95mm	Ø13, 100 Wells	20	Rack for test tube

12

CENTRIFUGE TUBE

	Page
◎ Micro Centrifuge Tube	01-04
◎ Spin Column	04
◎ 15mL & 50mL Centrifuge Tube	05
◎ Rack for Centrifuge Tube	06

Micro Centrifuge Tube

Product Introduction:

- ⊙ Made of medical grade polypropylene (PP). No release agents, plasticizers and bacteriostatic agents added in the production process, and no any heavy metal ions.
- ⊙ Microcentrifuge tubes are available in 0.2mL, 0.5mL, 1.5mL, 2mL, and 5mL, etc.
- ⊙ The tube cap can be opened and closed by easy one-hand operation.
- ⊙ Excellent polypropylene material, chemical resistance and low temperature resistance, temperature resistance: -80°C to +121°C without deformation.
- ⊙ The part surface of the cap and tube area is frosted for easy labeling.
- ⊙ EO, radiation sterilization method or no sterilization is optional.
- ⊙ DNAase and RNAase free, pyrogen free products can be customized as required.



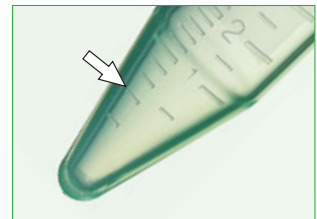
Cap frosted for easy marking



accurate and clear graduation



Tube frosted area for easy marking



5mL conical bottom scale for reading microliquid

Feature 1: (Ultra) Low Residue

In laboratory molecular biology research, in order to maximize the recovery rate of samples, to ensure that the subsequent analysis is accurate and reliable, the minimization of sample loss is very necessary for low concentration samples (such as low concentration of proteins / DNA, etc.). Centrifuge tubes with low or ultra-low adsorption interiors significantly reduce sample (protein/DNA) residue on the tube wall and maximize protein/DNA recovery.



Comparison of tube wall residue (I)



Comparison of tube wall residue (II)

Feature 2: High safety

- ⊙ Snap-on safety cap design can effectively prevent the centrifuge tube from popping or bursting during the experimental operation and providing the maximum safety coefficient, especially when heating the tube body.
- ⊙ centrifuge tube with screw cap and silica O-ring can effectively prevent leakage, and the hinge design for the tube and the screw cap avoids cross contamination.



Snap-on safety cap

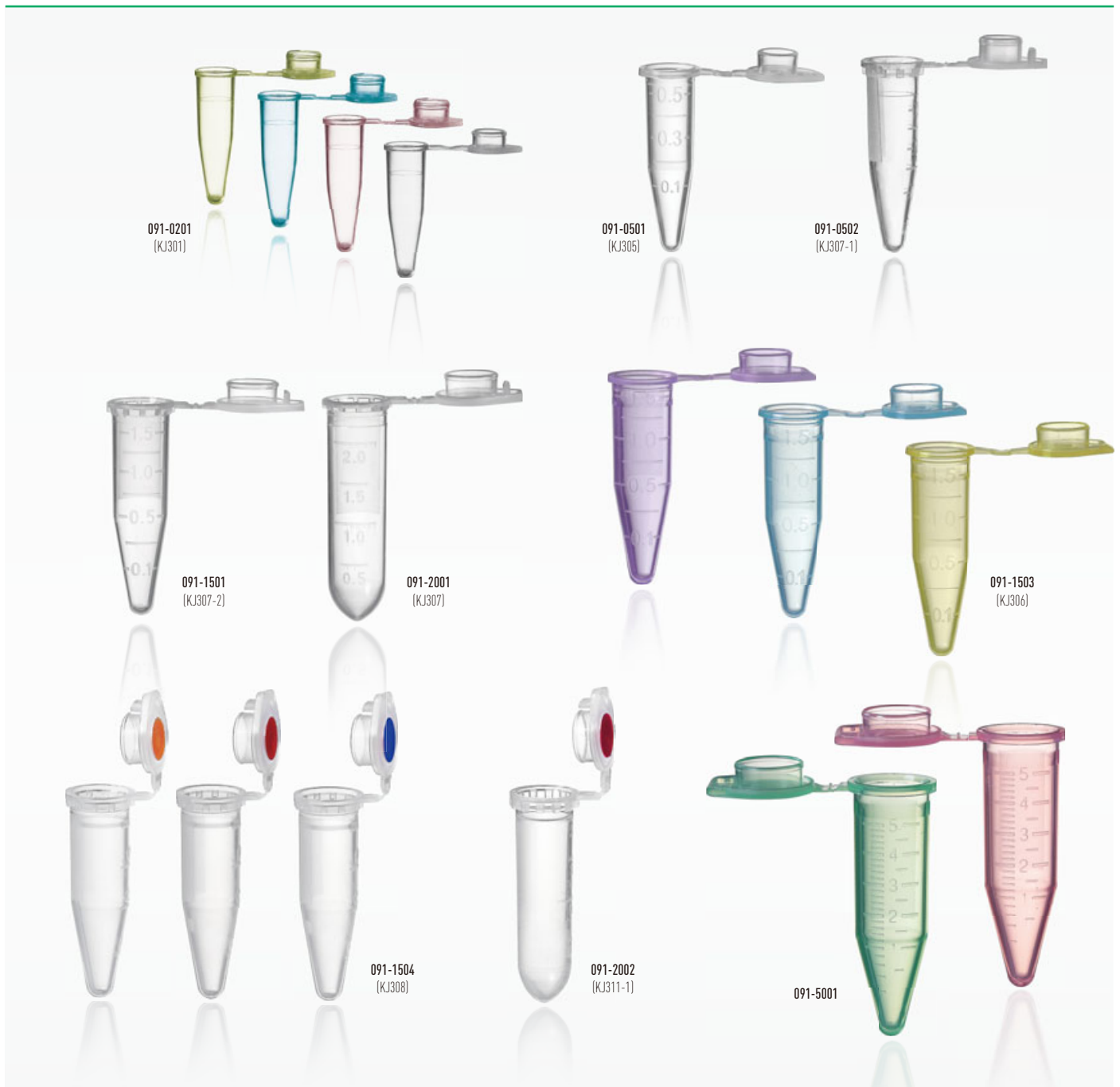


Leak-proof O-ring




Hinged screw cap avoids cross contamination

Micro Centrifuge Tube



REF	Original REF.	MAT	Volume	RCF	Weight	Capacity	Features
091-0201	KJ301	PP	0.2mL	17800×g	1000	50000	Transparent / Yellow / Blue / Red
091-0501	KJ305	PP	0.5mL	13050×g	1000	20000	Standard snap cap
091-0502	KJ307-1	PP	0.5mL	13050×g	1000	20000	Standard snap cap
091-1501	KJ307-2	PP	1.5mL	17800×g	500	10000	Standard snap cap, Ribbed
091-2001	KJ307	PP	2mL	17800×g	500	6000	Round bottom, Ribbed
091-1503	KJ306	PP	1.5mL	17800×g	500	10000	Standard snap cap, Transparent, Multi color available
091-1504	KJ308	PP	1.5mL	17800×g	500	10000	Snap cap, Colour-coded
091-2002	KJ311-1	PP	2mL	17800×g	500	6000	Snap cap, Colour-coded
091-5001	-	PP	5mL	19300×g	200	4000	Snap cap, Transparent, Multi color available

Micro Centrifuge Tube



REF	Original REF.	MAT		RCF			i
091-5004	KJ320	PP	5mL	19300×g	300	6000	Snap cap, Round bottom
091-7001	KJ321	PP	7mL	13200×g	200	2400	Snap cap, Round bottom
091-0001	KJ322	PP	10mL	16000×g	200	1600	Snap cap, Round bottom
091-0504	KJ327-1	PP	0.5mL	13050×g	1000	20000	Snap cap with safety lock, Ribbed
091-1502	KJ327-2	PP	1.5mL	17800×g	500	10000	Snap cap with safety lock, Ribbed
091-2003	KJ327-3	PP	2mL	17800×g	500	6000	Snap cap with safety lock, Ribbed
091-4001	KJ327-4	PP	4mL	19300×g	500	6000	Snap cap, Round bottom, Ribbed



REF	Original REF.	MAT		RCF			i
091-5002	KJ327	PP	5mL	19300×g	300	3000	Snap cap with safety lock, Multicolor available
091-5003	KJ327-5	PP	5mL	19300×g	300	3000	Screw cap, Ribbed
091-1505	KJ315	PP	1.5mL	17800×g	500	10000	Leakproof hinged screw cap, Multicolor cap available

Micro Centrifuge Tube



REF	Original REF.	MAT		RCF			
091-0503	KJ316-3	PP	0.5mL	17800×g	1000	20000	Leakproof screw cap, Multicolor cap
091-0505	-	PP	0.5mL	17800×g	1000	20000	Leakproof hinged screw cap, Multicolor cap
091-1001	KJ316-4	PP	1mL	17800×g	500	10000	Leakproof screw cap, Multicolor cap
091-1002	-	PP	1mL	17800×g	500	10000	Leakproof hinged screw cap, Multicolor cap
091-1506	KJ316-5	PP	1.5mL	17800×g	500	10000	Leakproof screw cap, Multicolor cap
091-1507	-	PP	1.5mL	17800×g	500	10000	Leakproof hinged screw cap, Multicolor cap


Spin Column

◎ Spin column, Liquid collection tube and pressing o-ring are made by imported medical grade polypropylene. Resistant to Acid-base and organic solvents. Can be autoclavable at 121°C. Maximum RCF : 14000×g.

◎ Silicon basis Nucleic adsorption membrane is made by imported raw material, No contamination, No inhibitor. Unique technology makes the tiny pores exhibit a uniform distribution and the apertures are fine with same size. Thus stable, efficient and specific nucleic adsorbability can be guaranteed.

◎ Sieve plate is made by specific fiber, 0.3mm thickness, diameter 50um, which can make an extremely low absorbing rate on DNA.


◎ Apply to extracting various kinds of Nucleic for labs and making Nucleic purification kit by biological company.



REF	Original REF.	MAT		RCF			
093-1001	KJ322-1	PP	1mL		500	5000	Micro spin column set without silica membrane (Composition: Collection tube with cap+Spin column +Sieve+Press O-ring)
		PP	2mL	17800×g	500	5000	
093-1002	KJ322-2	PP	1mL		500	5000	Mini spin column set without silica membrane (Composition: Collection tube+Spin column with cap +Sieve+Press O-ring)
		PP	2mL	17800×g	500	5000	

15mL & 50mL Centrifuge Tube


- Made of high grade transparent PP material, widely used in molecular biology, clinical chemistry, biochemistry research.
- Clear white or black graduation on tubes, Large white writing area for easy marking.
- Easy One-hand operation to open or close the cap.
- Maximum RCF at 12000×g.
- Standard tolerance from -25°C to 121°C, with custom materials for -80°C to 121°C range.
- Available in bulk or individual pack.
- Available in sterile by E.O. or irradiation radiation.



Printing graduation + large white writing area. Printing color can be customized.




White writing label on cap (Optional)



V-shaped bottom with graduation of 0.5mL 1mL 2mL to read microliquid.







Optional individual sterile pack.



REF	Original REF.		MAT	RCF			
092-1001	KJ323		PP	11000×g	1	1000	Individual pack <input type="checkbox"/> STERILE or No sterile
092-1002		10mL	PP	11000×g	100	1000	Bulk pack <input type="checkbox"/> STERILE or No sterile
092-1003			PP	11000×g	1	1000	Individual pack <input type="checkbox"/> STERILE or No sterile
092-1004			PP	11000×g	100	1000	Bulk pack <input type="checkbox"/> STERILE or No sterile
092-1501	KJ324		PP	10300×g	1	1000	Individual pack <input type="checkbox"/> STERILE or No sterile
092-1502		15mL	PP	10300×g	25	1000	Bulk pack <input type="checkbox"/> STERILE or No sterile
092-1504			PP	10300×g	25	1000	Bulk pack <input type="checkbox"/> STERILE or No sterile
092-1503	KJ326-2		PP	10300×g	50PCS/Pack	500	50 PCS in foam rack <input type="checkbox"/> STERILE or No sterile
092-1505			PP	10300×g	50PCS/Pack	500	50 PCS in plastic rack <input type="checkbox"/> STERILE or No sterile
092-5001	KJ325		PP	10900×g	1	500	Individual pack <input type="checkbox"/> STERILE or No sterile
092-5002		50mL	PP	10900×g	50	500	Bulk pack <input type="checkbox"/> STERILE or No sterile
092-5003	KJ326		PP	10900×g	1	500	Individual pack <input type="checkbox"/> STERILE or No sterile
092-5004			PP	10900×g	25	500	Bulk pack <input type="checkbox"/> STERILE or No sterile
092-5005	KJ326-3		PP	10900×g	25PCS/Pack	500	25 PCS in foam rack <input type="checkbox"/> STERILE or No sterile
092-5006			PP	10900×g	25PCS/Pack	500	25 PCS in plastic rack <input type="checkbox"/> STERILE or No sterile

Rack for Centrifuge Tube



REF	Original REF.	MAT				
094-0001	KJ809	PP	200×75×45mm	60 Wells	50	For 0.5mL/1.5mL Centrifuge tubes
094-0002	KJ809-1	PP	125×85×30mm	96 Wells	50	For 0.2mL Centrifuge tubes
094-0003	KJ810	ABS	165×80×25mm	50 Wells	50	For 0.5mL Centrifuge tubes
094-0004	KJ810-1	ABS	215×110×30mm	50 Wells	50	For 1.5mL Centrifuge tubes
094-0005	KJ816-8	ABS	210×140×55mm	50 Wells	50	For 15mL Centrifuge tubes, Detachable
094-0006	KJ816-9	ABS	205×170×55mm	25 Wells	50	For 50mL Centrifuge tubes, Detachable
094-0007	KJ816-5	ABS	210×170×60mm	20+30 Wells	50	For 15mL & 50mL Centrifuge tubes, Detachable
094-0008	KJ809-2	PP	175×95×50mm	4+12+32+96 Wells	50	Four sides available, For 0.2/1.5/2/15/50mL Centrifuge tubes

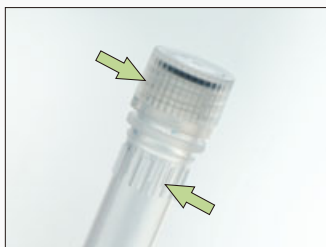
13

CRYOVIALS


	Page
◎ Cryogenic Tube	01
◎ External Thread Cryotube	02
◎ Internal Thread Cryryotube	03
◎ Storage Box for Cryovials	04
◎ Multi-coded Cryovials	05
◎ SBS Standard Cryostorage Vial	06-08

Cryogenic Tube


- KANGJIAN cryogenic tube is made of medical grade polypropylene (PP) and is endotoxin-free. They are disposable laboratory consumables dedicated to storing biological samples.
- The grooved cap and the tube body are easy for screw.
- The cap is upgraded to a double-shot molding process, which is more reliable for sealing and preventing leakage than common O-ring.
- Temperature range: -196°C (gas phase of LN2) to +121°C for different application requirements.
- Multiple color options for the cap.
- According to different requirements, there are ordinary grade and PCR grade. PCR-grade is free from DNA, DNase, RNase and endotoxin. Optional E.O. or irradiation sterile.



Ribbed design of cap and body for easy one-handed operation.



Double-shot molding process, anti-leakage.



V bottom is conducive to centralized processing of trace samples.



101-0501
(KJ320-3)

101-1501
(KJ320-8)

101-1502
(KJ320-1)

101-2001
(KJ320-9)

101-2002
(KJ320-2)

101-2003

101-1801
(KJ318)

101-5001
(KJ317)

REF	Original REF.	MAT					
101-0501	KJ320-3	Cap: PP+TPE Double-shot injection	Ø10×47mm	0.5mL	-196~+121°C	500	5000
101-1501	KJ320-8		Ø10×47mm	1.5mL	-196~+121°C	500	5000
101-1502	KJ320-1		Ø10×47mm	1.5mL	-196~+121°C	500	5000
101-2001	KJ320-9	Tube: PP	Ø10×47mm	2.0mL	-196~+121°C	500	5000
101-2002	KJ320-2		Ø10×47mm	2.0mL	-196~+121°C	500	5000
101-2003	-		Ø10×50mm	2.0mL	-196~+121°C	500	5000
101-1801	KJ318	PP	Ø12×45mm	1.8mL	-80~+121°C	500	5000
101-5001	KJ317	PP	Ø16×60mm	5.0mL	-80~+121°C	200	2000

External Thread Cryotube

- The cryotube uses medical grade polypropylene (PP) as raw material and is a disposable laboratory consumable dedicated to storing biological samples.
 - Temperature range: -196°C (gas phase of LN2) to +121°C for different application requirements.
 - The external screw cap can reduce the chance of sample contamination
 - The tube cap is upgraded to a double-shot molding process, which is leak-proof during operation according to safety standards. Good sealing is guaranteed even at the Ultra-low temperature, ensuring the safety of samples and laboratory personnel.
 - The grooved design makes it easy to screw the cap. The cap is equipped with a embedded small color lid for easy identification (Multiple color options).
 - The cap and the tube are made of PP raw materials with the same batch and model, so the same expansion coefficient ensures sealing.
 - Barcodes and human readable codes are used for sample digital management and easy identification, and a large white area is convenient for marking.
 - The curved bottom design is convenient for centralized liquid handling and reduces residue.
 - According to different requirements, there are standard grade and PCR grade. PCR-grade is free from DNA, DNase, RNase and endotoxin.
- Irradiation sterilization is available.



Bar code + digital code, convenient for sample management.



Double-shot molding process, anti-leakage.



Embedded Color lid.



Round Bottom
Self standing



102-1001 (KJ334-6)



102-1801 (KJ334-1)



102-1802 (KJ334)



102-3501 (KJ334-5)



102-3502 (KJ334-4)



102-4501 (KJ334-3)




102-4502 (KJ334-2)

REF	Original REF.	MAT	Graduation	Volume	Temp. Range	Quantity	Box Qty	Feature
102-1001	KJ334-6	Cap: PP+TPE Double-shot injection	Ø12.5x42mm	1.0mL	-196--+121°C	500	5000	Self standing
102-1801	KJ334-1		Ø12.5x47mm	1.8mL	-196--+121°C	500	5000	Round bottom
102-1802	KJ334		Ø12.5x49mm	1.8mL	-196--+121°C	500	5000	Self standing
102-3501	KJ334-5	Tube: PP	Ø12.5x75mm	3.6mL	-196--+121°C	200	2000	Round bottom
102-3502	KJ334-4		Ø12.5x77mm	3.6mL	-196--+121°C	200	2000	Self standing
102-4501	KJ334-3		Ø12.5x89mm	4.5mL	-196--+121°C	200	2000	Round bottom
102-4502	KJ334-2		Ø12.5x90mm	4.5mL	-196--+121°C	200	2000	Self standing
102	KJ335-7	PP	Ø9x5mm	Universal	-196--+121°C	1000	30000	Multi colour

Warning: The cryovials are suggested to be stored only in the gas phase above the liquefied surface (i.e., in the gas state of the liquid nitrogen). Do not immerse the cryovials directly into the liquid below the liquefied surface (e.g., in the liquid nitrogen) for preservation, to prevent accidents caused by rapid expansion of the gas pressure inside the tubes.

Internal Thread Cryotube

- The cryotube uses medical grade polypropylene (PP) as raw material and is a disposable laboratory consumable dedicated to storing biological samples.
- Temperature range: -196°C (gas phase of LN2) to +121°C for different application requirements.
- Tube cap upgraded to double-shot molding process. Ensure the safety of samples and laboratory personnel.
- The grooved design makes it easy to screw the cap. The cap is equipped with an embedded small color lid for easy identification (Multiple color options).
- The cap and the tube are made of PP raw materials with the same batch and model, so the same expansion coefficient ensures sealing.
- Barcodes and human readable codes are used for sample digital management and easy identification, and a large white area is convenient for marking.
- The curved bottom design is convenient for centralized liquid handling and reduces residue.
- According to different requirements, there are standard grade and PCR grade. PCR-grade is free from DNA, DNase, RNase and endotoxin. Irradiation sterilization is available.



Bar code + digital code, convenient for sample management.



Double-shot molding process, anti-leakage.



Embedded Color lid.



Self Standing
Round Bottom



102 (KJ335-7)



103-1001 (KJ335-6)



103-1801 (KJ335-1)



103-1802 (KJ335)



103-3501 (KJ335-5)



103-3502 (KJ335-4)



103-4501 (KJ335-3)









103-4502 (KJ335-2)

REF	Original REF.	MAT	Icon: Graduation	Icon: Tube	Icon: Temperature	Icon: Bag	Icon: Box	Icon: Info
103-1001	KJ335-6	Cap: PP+TPE Double-shot injection	Ø12.5×40mm	1.0mL	-196--+121°C	500	5000	Self standing
103-1801	KJ335-1		Ø12.5×49mm	1.8mL	-196--+121°C	500	5000	Round bottom
103-1802	KJ335	Tube: PP	Ø12.5×50mm	1.8mL	-196--+121°C	500	5000	Self standing
103-3501	KJ335-5		Ø12.5×77mm	3.6mL	-196--+121°C	200	2000	Round bottom
103-3502	KJ335-4	Ø12.5×79mm	3.6mL	-196--+121°C	200	2000	Self standing	
103-4501	KJ335-3	Ø12.5×91mm	4.5mL	-196--+121°C	200	2000	Round bottom	
103-4502	KJ335-2	Ø12.5×93mm	4.5mL	-196--+121°C	200	2000	Self standing	

Warning: The cryovials are suggested to be stored only in the gas phase above the liquefied surface (i.e., in the gas state of the liquid nitrogen). Do not immerse the cryovials directly into the liquid below the liquefied surface (e.g., in the liquid nitrogen) for preservation, to prevent accidents caused by rapid expansion of the gas pressure inside the tubes.

Storage Box for Cryotubes




REF	Original REF.	MAT						
106-0001	KJ319-11	PC	133×133×53mm	100wells	-196~121°C	1	50	Transparent purple or blue
106-0002	KJ319-15	PC	133×133×53mm	81wells	-196~121°C	1	50	
106-0003	KJ319-16	PC	150×150×55mm	100wells	-196~121°C	1	50	
106-0004	KJ319-13	Cardboard box PP grid	130×130×50mm	100wells	-196~121°C	1	50	
106-0005	KJ319-14	Cardboard box Cardboard grid	130×130×50mm	81wells	-196~121°C	1	50	
106-0006	KJ319-8	ABS	210×100×20mm	40wells	-80~121°C	1	50	White or light blue

Multi-coded Cryovials

With the rapid development on the modern biotechnology, many biobanks are launched in the university labs, hospital sample library and research/testing center. To guarantee the safe, ordered and digitized management for the biobank, with purpose of preventing mistake by manual marking on the tubes and improving efficiency, cryovials with QR code is your most ideal choice.

- ◆ Made of pure polypropylene raw material in accordance with USP Class VI, produced in GMP Class 100,000 clean workshop. No burst, no leakage, good sealing when stored in ultra-hypothermia liquid nitrogen (-196°C).
- ◆ The tube bottom is upgraded to a double-shot molding process.
- ◆ Multi code integrated in one: QR code on the tube bottom + bar code on writing area + Number code. Each tube has its unique identifying information. Laser etched QR code and bar code, no fading, no peeling, good stability.
- ◆ Clear black printed graduation, large white writing area on the tube, with multi-color optional cap colors.
- ◆ Hollow design for the bottom of the cryogenic box, especially used in centralized QR code scanning on the tube bottom by the bench top QR reader. The unique bar code on the box side can carry out convenient classified-querying and centralized management.
- ◆ DNA/RNA free, Non-pyrogenic, no endotoxin, no cytotoxicity. Irradiation sterilization is available.




Laser etched QR code on the bottom.




Laser etched bar code and number code.



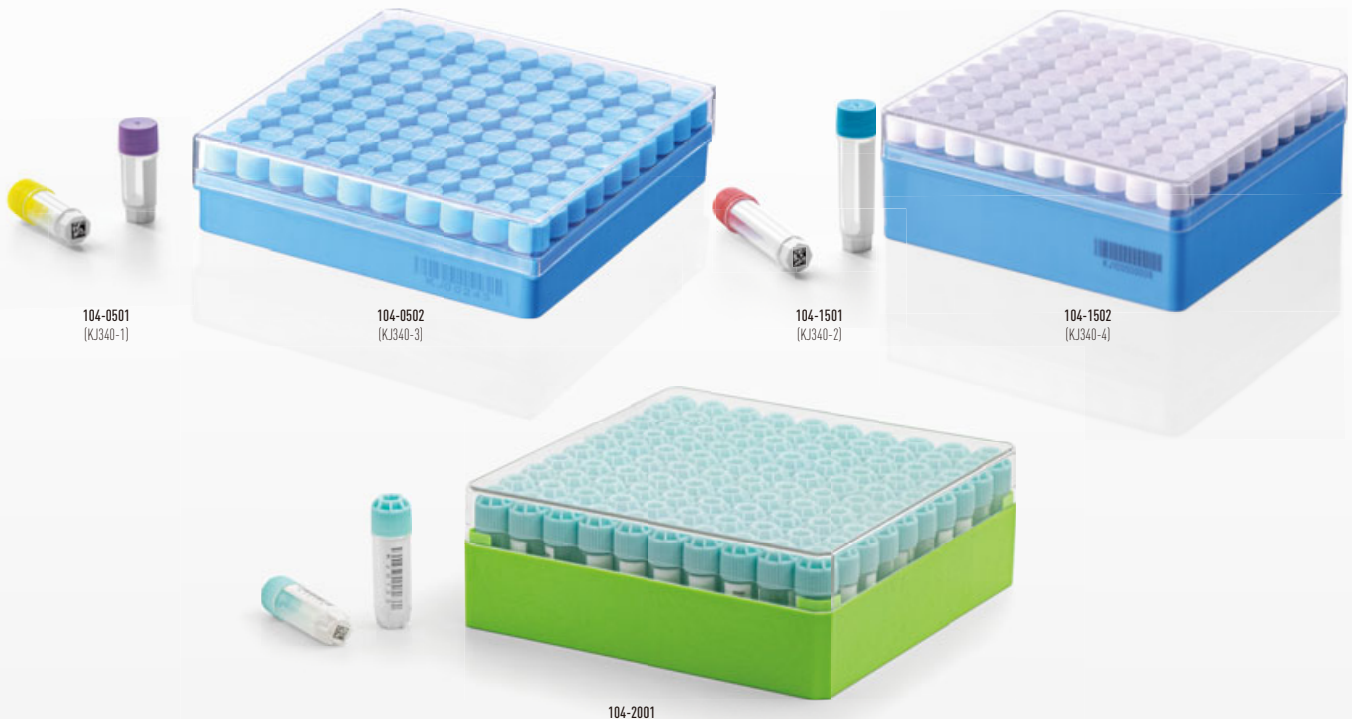
Bar code on the box.



Clear and precisely printed grid on the box lid.



Hollow design for centralized scanning by the reader.




REF	Original REF.								
104-0501	KJ340-1	0.5mL		Ø12.3×31mm	-196~+121°C	500PCS/Bag	-	5000	STERILE R
104-0502	KJ340-3	0.5mL	Tube:PP+PP Double-shot injection	133×133×33mm	-196~+121°C	-	100PCS/Storage box	2000	STERILE R
104-1501	KJ340-2	1.5mL		Ø12.3×47mm	-196~+121°C	500PCS/Bag	-	5000	STERILE R
104-1502	KJ340-4	1.5mL	Box:PC	133×133×51mm	-196~+121°C	-	100PCS/Storage box	2000	STERILE R
104-2001	-	2.0mL		Tube: Ø13×43mm Box:133×133×48mm	-196~+121°C	-	100PCS/Storage box	2000	STERILE R

Warning: The cryovials are suggested to be stored only in the gas phase above the liquefied surface (i.e., in the gas state of the liquid nitrogen). Do not immerse the cryovials directly into the liquid below the liquefied surface (e.g., in the liquid nitrogen) for preservation, to prevent accidents caused by rapid expansion of the gas pressure inside the tubes.

SBS Standard Cryostorage Vial

KANGJIAN® SBS standard cryovials adopt the international standard DataMatrix 2D barcode encoding rules and are designed to be compatible with the SBS standard racks that meet the ANSI/SLAS industry standards. They are suitable for use with automated equipment in biobanks and laboratories. The racks and cryovials are highly compatible, robust, easy to use, safe and reliable, with high traceability.

- ◆ Compatible with laboratory automation equipment (such as liquid workstations, automated refrigerators, etc.), the industry-standard SBS standard racks feature an 8x12 array layout. Racks are marked with multiple codes including barcodes and QR codes, ensuring traceability of the samples in the racks.
- ◆ The cryovials are made of medical-grade pure polypropylene. They are manufactured using a double-shot molding process, enduring temperatures from -196°C to +121°C, and are safe for storage in liquid nitrogen gas phase, allowing multiple freeze-thaw cycles.
- ◆ The caps are designed with an integrated sealing gasket to prevent leakage and ensure the seal of the tube. U-shaped bottom of the tubes facilitates the complete utilization of micro-samples.
- ◆ The bottom of each tube is laser-etched with an international standard DataMatrix 2D barcode, resistant to fading and wear, solvent-resistant, clear and readable. The combination of a QR code and a numeric code on the tube body provides triple assurance for easy identification and high traceability.
- ◆ Produced in a ISO Class 6 Cleanroom and sterilized by irradiation, the cryovials are free from RNase, DNase, endotoxins, and pyrogens.



96-well and 48-well SBS Standard Cryovial Boxes



QR code and barcode marking on side of the box.



Laser etching QR code on bottom of tube, barcode and digital code on tube body, realize multi-code recognition.



Bottom of tube QR code for centralized scanning recognition by professional scanners.

External Thread tubes

Internal Thread tubes

Standard rack with Multi-code

Double-shot molding


Tube with Multi-code

SBS standard rack

External Thread	External Thread	External Thread	External Thread	Internal Thread	Internal Thread	Internal Thread	Internal Thread	External Thread	External Thread	External Thread
0.75mL	0.75mL	1.4mL	1.4mL	0.5mL	0.5mL	1.0mL	1.0mL	1mL	2mL	5mL


SBS Standard Cryostorage Vial

External Thread, 0.75mL 1.4mL, 96wells



REF		AB	MAT						
105-0501	0.75mL	External Thread	Box body: PP Box lid: PC Tube body: PP+PP, Double-shot molding Tube lid: PP	-196--121°C	Tube: Ø7.8×34.2mm Box: 128×85×38mm	96	20	The cryostorage vials are suggested to be stored only in the gas phase of liquid nitrogen	
105-1001	1.4mL				Tube: Ø7.8×52.3mm Box: 128×85×57mm	96	20		
105-0504	0.75mL	External Thread	Box body: PP Box lid: PC Tube body: PP+PP, Double-shot molding Tube lid: HDPE+TPE, Double-shot molding		Tube: Ø7.8×34.2mm Box: 128×85×38mm	96	20		
105-1004	1.4mL				Tube: Ø7.8×52.3mm Box: 128×85×57mm	96	20		


External Thread, 1mL 2mL, 48wells



REF		AB	MAT					
105-1005	1mL	External Thread	Box body: PP Box lid: PC Tube body: PP+PP, Double-shot molding Tube lid: HDPE+TPE, Double-shot molding	-196--121°C	Tube: Ø13×31.5mm Box: 128×85×38mm	48	50	The cryostorage vials are suggested to be stored only in the gas phase of liquid nitrogen
105-1501	2mL				Tube: Ø13×43mm Box: 128×85×50mm	48	50	

SBS Standard Cryostorage Vial

External Thread, 2mL, 48wells



105-5001



105-5001

5mL

External Thread

Box body: PP Box lid: PC
Tube body: PP+PP, Double-shot molding
Tube lid: HDPE+TPE, Double-shot molding

-196--+121°C

Tube: Ø13×80mm
Box: 128×85×85mm

48

40

The cryostorage vials are suggested to be stored only in the gas phase of liquid nitrogen

Internal Thread, 0.5mL 1.0mL, 96wells



105-1003

105-0503



105-0503

0.5mL

Internal Thread

Box body: PP Box lid: PC
Tube body: PP+PP, Double-shot molding
Tube lid: PP+TPE, Double-shot molding

-196--+121°C

Tube: Ø9×34mm
Box: 128×85×38mm

96

50

The cryostorage vials are suggested to be stored only in the gas phase of liquid nitrogen

105-1003

1.0mL

Tube: Ø9×52mm
Box: 128×85×57mm

96

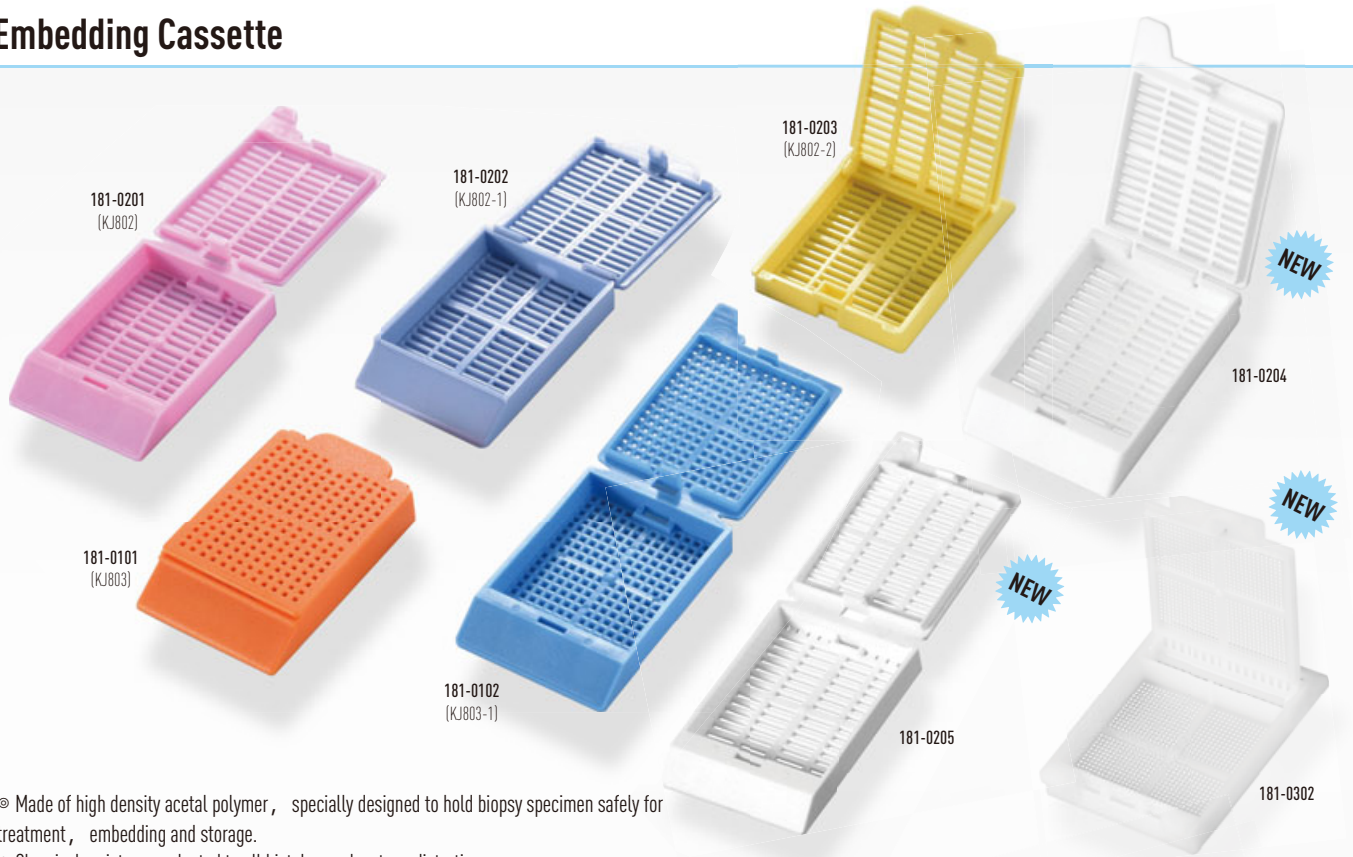
50

14


HISTOLOGY & ACCESSORIES






◎ Embedding Cassette	01
◎ Slide Storage Box	02
◎ Other Accessories	03-04

Embedding Cassette




- ⊗ Made of high density acetal polymer , specially designed to hold biopsy specimen safely for treatment , embedding and storage.
- ⊗ Chemical resistance, adapted to all histology solvent, no distortion.
- ⊗ Biopsy type and tissue type available.
- ⊗ The 45° angled cassette features a large writing surface for marking.
- ⊗ Available in multi colors: White, Pink, Green, Yellow, Orange and Blue, etc.



REF	Original REF.	MAT					
181-0201	KJ802	P.O.M.	Strip holes	250		2500	Tissue processing, Multicolor
181-0202	KJ802-1	P.O.M.	Strip holes	250		2500	Tissue processing, Multicolor
181-0203	KJ802-2	P.O.M.	Strip holes	250		2500	Tissue processing, Multicolor
181-0101	KJ803	P.O.M.	square holes	250		2500	Biopsy processing, Multicolor
181-0102	KJ803-1	P.O.M.	square holes	250		2500	Biopsy processing, Multicolor
181-0204	-	P.O.M.	Strip holes	250		2500	Tissue processing, Multicolor
181-0205	-	P.O.M.	Strip holes	250		2500	Biopsy processing, Multicolor
181-0302	-	P.O.M.	Fine square holes	250		2500	Embedding cassette, Multicolor
181-0401	KJ801	P.O.M.	Standard-round holes	500		5000	Biopsy processing, Multicolor
181-0402	-	P.O.M.+ Stainless Steel	Standard-round holes	250		2500	Embedding cassette, Multicolor

Slide Storage Box



182-1002
(KJ808-1)






182-1001
(KJ808)

182-0501
(KJ807)

182-0251
(KJ806)

182-1003
(KJ808-2)

- ⦿ Made of ABS material, available in mode of 25-place, 50-place and 100-place, etc. These boxes accommodate slides with thickness less than 2mm.
- ⦿ Easy for cleaning and storage, corrosion-resistant, shock-resistant.
- ⦿ The box base is cork lined for extra protection.

REF	Original REF.	MAT					
182-1002	KJ808-1	ABS	210x160x35mm	100-Place	1	50	Buckled slide storage box, Colour: cream
182-1001	KJ808	ABS	210x160x30mm	100-Place	1	50	Slide storage box, Colour: cream
182-0501	KJ807	ABS	210x80x30mm	50-Place	1	100	Slide storage box, Colour: cream
182-0251	KJ806	ABS	82x95x32mm	25-Place	1	200	Slide storage box, Colour: cream
182-0502	KJ807-1	ABS	210x80x30mm	50-Place	1	100	Slide storage box, Cork lined, Colour: cream
182-1003	KJ808-2	ABS	210x160x30mm	100-Place	1	50	Slide storage box, Cork lined, Colour: cream

Other Accessories



183-0001
(KJ821)



183-0002
(KJ820-3)



183-0003
(KJ820-4)



183-0004
(KJ820-2)



183-0005
(KJ824)

REF

Original REF.

MAT



183-0001

KJ821

ABS

100×100×200mm

1

50

Slide dispenser, Colour: white

183-0002

KJ820-3

PP

120×90×10mm

2-Place

800

Slide mailer, Colour: transparent

183-0003

KJ820-4

PP

110×45×45mm

5-place

800

Slide mailer, Colour: transparent

183-0004

KJ820-2

Paper

340×200×10mm

20-Place

50

Cardboard slide mailer

183-0005

KJ824

ABS

300×195×12mm


20-Place

50

Slide mailer, Colour: Blue

Other Accessories



REF	Original REF.	MAT					
184-0001	KJ517	PVC	40×30mm	Round	500	10000	Medication cup
184-0002	KJ517-4	PVC	35×35×30mm	Square	500	10000	Medication cup
184-0003	KJ819	PP	30×30mm		20	3000	Medication cup for baby
184-0007	KJ820	PP	125mm			1200	Tweezers
184-0008	KJ820-1	PP	150mm		200	2000	Tongue depressor, Plastic
184-0004	KJ522	PP	42×45mm		50	700	Trilayer medication cup, Multi-color
184-0005	KJ522-1	PP	42×55mm		50	700	Trilayer medication cup
184-0006	KJ820-5	PVC	110×110×45mm	Square		1000	Dressing bowl
185-0001	KJ822-1	ABS	88×25mm	5-Well	360	1800	Plastic cassette
185-0002	KJ822-2	ABS	88×25mm	7-Well	360	1800	Plastic cassette
185-0003	KJ822-3	PS	100×40mm	10-Chambers	300	1500	Plastic urinalysis slide

15

LABORATORY INSTRUMENTS

	Page
◎ Shaker	01-06
◎ Rocker	07-09
◎ Rotator	10-11
◎ Roller	12
◎ Vortex Mixer	13-14
◎ Centrifuge	15-16
◎ Colony Counter	17
◎ Timer & Hemocytometer	18
◎ Capper and Decapper	19-22
◎ Barcode Reader	23

Shaker

>>> DSR-10 Digital Shaking Rotator

Features:

- With multiple types of fixing clips, it can carry out the mixing and shaking for vessels of different shape and size.
- Two operation methods for choice: circling and reciprocating.
- Compact structure. With BLDCM (Brushless DC Motor), the equipment can run smoothly with little noise for long time.
- LCD with backlight can display the current speed, time and operation mode, convenient for reading and setting.
- Precise digital time and speed setting can easily carry out the continuous operation mode.
- Safe operating protection function adopted.
- Maximum load reaches 7.5KG.
- Wide voltage design avoids the impact of unstable voltage on the equipment.



DSR-10
Flatbed platform (Type A)



DSR-10
Securing bars platform (Type B)



DSR-10
Four clamp platform (Type C)

Optional components:



Flatbed platform, with silicon non-slip pad, adapted to softly mixing petri dish, culture flask, Test card, etc.



Securing bars platform, can clamp different kind of container by adjusting the position of bars.



Plain spring platform, used together with spring clamp.



Spring clamp model:
25mL/50mL/100mL/200mL/500mL.

Technical Data:

Operation method:	Circling and Reciprocating
Shaker diameter:	10mm
Maximum loading weight (incl. Fixing clips):	7.5kg
Equipment input power:	35W
Motor output power:	10W
Motor type:	BLDC
Speed range:	100-500rpm / 40-350rpm
Speed display:	LCD
Timer display:	LCD
Time setting range:	1-19h59min
Operation mode:	Timing/Continuous
Shaking table lock:	Yes
Dimensions (W×H×D):	420×360×100mm
Weight:	13kg
Permissible ambient temperature:	5-50°C
Permissible relative moisture:	80%
Protection class according to DIN EN 60529:	IP21
Analog output:	Yes
Voltage:	AC 100-240V
Frequency:	50/60Hz

Shaker

>>> DSR-22 Digital Orbital Shaker

Features:

- DSR-22 is the upgraded version of the traditional orbital shaker, used for screening and testing of syphilis RPR, TRUST, VDRL, among other applications. It can be also widely used in mixing for various kinds of flat type labwares, such as: petri dish, culture plate, etc.
- Equipped with Brushless motor, it can run smoothly and quietly, thus guarantee a long service life.
- LCD with backlight can display the current speed, time and operation mode, convenient for reading and setting.
- Precise digital time and speed setting can easily carry out the continuous operation mode.
- Safe operation protection function adopted.
- Wide voltage design avoids the impact of unstable voltage on the equipment.



DSR-22 (No transparent cover)



DSR-22 (With transparent cover)

Technical Data:

Operation method:	Circling
Circling diameter:	22mm
Max. Loading weight:	2kg
Speed range:	40-350rpm
Timing range:	1-19h59min
Running mode:	Timing / Continuous
Input voltage(frequency):	AC100-240V (50/60Hz)
Input power:	20W
Working plate size:	Common type: 315×315mm With cover: 255×255mm
Protective class:	IP21
Permissible ambient temperature:	5-50°C
Permissible relative moisture:	80%
Dimensions:	Common type: 420×360×125mm With cover: 420×360×145mm
Net. Weight:	Common type: 7.0kg With cover: 7.8kg

>>> KJ-201BD / KJ-201BS Orbital Shaker

Features:

- Designed for screening and testing of syphilis RPR, TRUST, VDRL.
- High quality DC motor, actual life > 1000h.
- Tight and reasonable structure makes it run stably, Suitable for various applications.
- Adjustable Analog dial design, easy to make it stepless speed adjustment and running at any time within 15min/60min.

Technical Data:

	KJ-201BD	KJ-201BS
Operation method:	Circling	Circling
Circling diameter:	20mm / 22mm	20mm / 22mm
Max. Loading weight:	1kg	1kg
Speed range:	20-210rpm	20-230rpm
Timing range:	0-15min / 0-60min	0-15min / 0-60min
Running mode:	Timing / Continuous	Timing / Continuous
Working plate size:	315×218mm	224×152mm
Input voltage(frequency):	AC 220V±10%(50/60Hz)	AC 220V±10%(50/60Hz)
Input power:	10W	10W
Protective class:	IP21	IP21
Permissible ambient temperature:	5-50 C	5-50 C
Permissible relative moisture:	80%	80%
Dimensions:	320×320×130mm	240×165×120mm
Net. Weight:	3.2Kg	2.5Kg



KJ-201BD



KJ-201BS

Shaker

>>> KJ-201BE / KJ-201BX / KJ-201BH

Orbital Shaker

Features:

- ⊙ Designed for screening and testing of syphilis RPR, TRUST, VDRL, also can be used for mixing of various kinds of petri dish, elisa plates etc.
- ⊙ High performance DC motor, Quiet, Stable and long lifetime.
- ⊙ Digital time and speed set makes the control more accurate, except KJ-201BH.
- ⊙ KJ-201BX, Fixed transparent cover type or Non-cover type available.
- ⊙ LED screen for time and speed display, easy for reading and operation, except KJ-201BH.
- ⊙ Wide voltage design avoids the impact of unstable voltage on the equipment.



KJ-201BE

KJ-201BX
(With transparent cover)

KJ-201BH

Technical Data:

	KJ-201BE	KJ-201BX	KJ-201BH
Operation method:	Circling	Circling	Circling
Circling diameter:	20mm / 22mm	20mm / 22mm	20mm / 22mm
Max. Loading weight:	1kg	1kg	1kg
Speed range:	40-230rpm	40-230rpm	20-210rpm
Timing range:	1-999min	1-999min	0-15min/0-60min
Running mode:	Timing/Continuous	Timing/Continuous	Timing/Continuous
Input voltage(frequency):	AC100-240V(50/60Hz)	AC100-240V(50/60Hz)	AC 220V±10% (50/60Hz)
Input power:	10W	10W	10W
Working plate size:	302×212mm	280×210 (Common type) 245×167 (With cover)	302×212mm
Protective class:	IP21	IP21	IP21
Permissible ambient temperature:	5-50°C	5-50°C	5-50°C
Permissible relative moisture:	80%	80%	80%
Dimensions:	330×320×110mm	320×315×120mm	330×320×110mm
Net. Weight:	4.2Kg	4.5Kg	4.6Kg

>>> KJ-201BA Digital Microplate Shaker

Features:

- ⊙ Suitable for thorough mixing of various PCR plates and ELISA plates.
- ⊙ Capable of simultaneously mixing four PCR plates or ELISA plates.
- ⊙ Driven by a high-performance, low-noise DC motor to ensure thorough and efficient mixing.
- ⊙ Digital display for speed and time, with easy parameter modification using buttons for convenient operation, leading to more accurate experimental results.
- ⊙ Designed with a rational structure, featuring high-quality silicone work boards that facilitate the easy loading and unloading of ELISA plates, eliminating the risk of tilting or shifting.



KJ-201BA

Technical Data:

Operation method:	Rapid orbital motion
Eccentric diameter:	3mm
Rating speed:	200-1500rpm
Running mode:	Timing/Continuous
Timing range:	0-99h59min
Max. loading:	2/4 pcs microplate
Input voltage(frequency):	AC 100-240V (50/60Hz)
Permissible relative moisture:	80%
Input power:	40W
Protective class:	IP21
Permissible ambient temperature:	5-50°C
Dimensions:	330×320×110mm
Net. Weight:	6.5Kg

Shaker

>>> KJ-201A / KJ-201B / KJ-201C Microplate Shaker

Features:

- ⊙ Elastic silicon plate, easy to clean and wear-resisting. It can fit various kinds of microplates.
- ⊙ High performance & low noise AC motor to make rapid and thorough mixing.
- ⊙ Adjustable Analog dial design can ensure stepless speed adjustment, and constant run within set time.



KJ-201A (1 plate)



KJ-201B (4 plate)



KJ-201C (6 plate)

Technical Data:

	KJ-201A	KJ-201B	KJ-201C
Operation method:	Rapid orbital motion	Rapid orbital motion	Rapid orbital motion
Eccentric diameter:	8.5mm	3.2mm	9mm
Rating speed:	800-2600rpm	600-2200rpm	200-2800rpm
Max. loading:	1 pcs microplate	1-4 pcs microplate	1-6 pcs microplate
Running mode:	Timing/Continuous	Timing/Continuous	Timing/Continuous
Timing range:	0-60min	0-60min	0-15min
Permissible relative moisture:	80%	80%	80%
Input voltage(frequency):	AC 220V±10%(50/60Hz)	AC 220V±10%(50/60Hz)	AC 220V±10%(50/60Hz)
Output power:	20W	10W	10W
Protective class:	IP21	IP21	IP21
Permissible ambient temperature:	5-50°C	5-50°C	5-50°C
Dimensions:	185×185×135mm	240×250×135mm	310×280×225mm
Net. Weight:	1.5Kg	3.8Kg	6.2Kg

>>> KJ-202 Powder Shaker

Features:

- ⊙ Reasonable design, the machine will be stable, No shifting or noise while running.
- ⊙ Different types of plates can carry out rapid mixing of powder drug and liquid based cells.
- ⊙ High performance AC motor, with wind cooling device to ensure long-time and safe running.



KJ-202

Technical Data:

Operation method:	Rapid orbital motion
Eccentric diameter:	3.4mm/4mm
Rating speed:	1000rpm/1200rpm
Running mode:	Continuous
Input voltage(frequency):	AC 220V±10%(50/60Hz)
Permissible relative moisture:	80%
Output power:	12W / 24W
Protective class:	IP21
Permissible ambient temperature:	5-50°C
Dimensions:	235×160×160mm
Net. Weight:	2.3Kg

Optional plates:



Standard plate: Height 30mm.
O-ring well included: Ø37×1, Ø35×2,
Ø28×8, Ø25×8



Standard plate: Height 37mm
O-ring well included: Ø33×12



Standard plate: Height 30mm
O-ring well included: Ø25×20



Standard plate: Height 30mm
O-ring well included: Ø28×20



Standard plate: Height 45mm.
O-ring well included: Ø33×12



Standard plate: Height 30mm.
O-ring well included: Ø33×6, Ø37×6

Recommended bottles: Diameter: 1-3mm less than the O-ring.
Height: Double of the working plate.

Shaker

>>> KJ-201ZT Multifunction Shaker

Features:

- Reasonable design, the machine will be stable, No shifting or noise while running.
- Adjustable Analog dial design can ensure stepless speed adjustment.
- High performance, low noise DC motor to ensure rapid and thorough mixing.
- Customized plate available to meet different test requirements.



KJ-201ZT

Technical Data:

Operation method:	Rapid orbital motion
Eccentric diameter:	4mm
Rating speed:	200-2800rpm
Running mode:	Continuous
Max. loading:	15 pcs 50mL centrifuge tubes or 50 pcs 3-10mL tubes
Input voltage(frequency):	AC 220V±10%(50/60Hz)
Permissible relative moisture:	80%
Output power:	10W
Protective class:	IP21
Permissible ambient temperature:	5-50°C
Dimensions:	260×200×260mm
Net. Weight:	2.2Kg

Shaker

>>> KJ-201MT / KJ-201MTA Multifunction Shaker

Features:

Suitable for whole-rack mixing of racks for various tubes. Driven by a high-performance, low-noise DC motor for more thorough and efficient mixing. Well-designed with high-quality cushioning mat, featuring dual-layer clamping for stable and non-shifting performance during prolonged use.

KJ-201MT Overview and Features

◆ Adjustable Analog dial design, easily achieve timed operation and stepless speed regulation.



KJ-201MT

KJ-201MTA Overview and Features

◆ Digital display speed and time, button to modify parameters, convenient operation, making the experimental results more accurate.

◆ Pulse shaking mode can be used to mix viscous samples.



KJ-201MTA

Technical Data:

	KJ-201MT	KJ-201MTA
Running mode	Rapid orbital motion	Rapid orbital motion
Eccentric diameter:	4mm	4mm
Rated speed	400—2800rpm	500-2500rpm
Running mode	continuous, timed	Continuous, timed, jog, pulse
Timing time setting range	0—15min	1S—99min
Pulse mode gap stop timing range	-	1S—99S
Pulse mode gap operation timing range	-	1S—20min
Maximum cycles times in pulse mode	-	99 times
Work surface size	340×220 mm	340×220 mm
Input power	100W	200W
Input voltage	AC220V±10% (50/60Hz)	AC100—240V (50/60Hz)
Allowable relative humidity	80%	80%
Shell protection grade	IP21	IP21
Allowable ambient temperature	5—50 C	5—50 C
Dimensions	440×290×480mm	440×290×480mm
Net weight	16.5Kg	17Kg




Working example 1:
Batch mixing: 10mL sampling tubes,
vacuum blood collection tubes, 10mL,
15mL centrifuge tubes or test tubes, etc.



Working example 2:
Batch mixing: 30mL sampling tubes,
50mL centrifuge tubes.

Optional Accessories:




Ø29mm 15-hole adapter, suitable for
Tubes with diameter of 28-32mm



Ø25mm, 15-hole adapter, suitable for
Tubes with diameter of 24-27mm




Ø20mm, 50-hole adapter, suitable for
Tubes with diameter of 18-21mm



Ø15mm, 50-hole adapter, suitable for
Tubes with diameter of 14-17mm



Ø12mm, 50-hole adapter, suitable for
Tubes with diameter of 11-13mm



Ø10mm, 50-hole adapter, suitable for
Tubes with diameter of 9-10mm

Rocker

>>> KJ-201BYA / KJ-201BYA-S Digital Rocking Mixer

Features:

- It can achieve a rocking motion with a swing angle of 7 degrees (the swing angle can be customized as needed), causing gentle undulating movements of the liquid within the container.
- Equipped with a specially designed silicone non-slip pad, along with fastening straps, it can accommodate various types of culture bottles and dishes.
- Driven by an efficient DC motor, it operates smoothly with low noise and has a long service life.
- LCD with backlight can display the current speed, time and operation mode, convenient for reading and setting.
- Digital display for adjusting time and speed, easily achieving timed, speed-controlled, and continuous operation modes.
- Wide voltage design avoids the impact of unstable voltage on the equipment.



KJ-201BYA



KJ-201BYA-S

Technical Data:	KJ-201BYA	KJ-201BYA-S
Operation method:	Swing up and down	Swing up and down
Angle of tilt:	9°(Customized from 7°-12°)	9°(Customized from 7°-12°)
Max. Loading weight:	10kg	5kg
Motor type:	DC motor	DC motor
Speed range:	10-80rpm	10-80rpm
Timing range:	1-19h59min	1-999min
Running mode:	Timing/Continuous	Timing/Continuous
Input voltage(frequency):	AC100-240V(50/60Hz)	AC100-240V(50/60Hz)
Input power:	40W	20W
Working plate size:	280×320mm	230×318mm
Protective class:	IP21	IP21
Permissible ambient temperature:	5-50°C	5-50°C
Permissible relative moisture:	80%	80%
Dimensions:	420×355×180mm	350×320×175mm
Net. Weight:	11.5Kg	5.3Kg



KJMR-VA



KJMR-VA-S

>>> KJMR-VA / KJMR-VA-S Digital 3D Rocking Mixer

Features:

- Capable of three-dimensional circular rotation with a fixed tilt angle, particularly suitable for low-foam oscillation, DNA extraction, staining, and decolorization processes.
- Equipped with a specially designed silicone non-slip pad, along with fastening straps, it can accommodate various types of culture bottles and dishes.
- Driven by an efficient DC motor, it operates smoothly with low noise and has a long service life.
- Digital display for adjusting time and speed, easily achieving timed, speed-controlled, and continuous operation modes.
- Wide voltage design effectively prevents interference from unstable power sources.

Technical Data:	KJMR-VA	KJMR-VA-S
Operation method:	3D nutating motion	3D nutating motion
Angle of tilt:	9°(Customized from 7°-12°)	1°-12°
Max. Loading weight:	5Kg	2Kg
Motor type:	DC motor	DC motor
Speed range:	10-80rpm	10-80rpm
Timing range:	1-19h59min	1-999min
Running mode:	Timing/Continuous	Timing/Continuous
Input voltage(frequency):	AC100-240V(50/60Hz)	AC100-240V(50/60Hz)
Input power:	40W	20W
Working plate size:	280×320mm	230×318mm
Protective class:	IP21	IP21
Permissible ambient temperature:	5-50°C	5-50°C
Permissible relative moisture:	80%	80%
Dimensions:	420×355×190mm	350×320×175mm
Net. Weight:	12Kg	5.3Kg

Rocker



KJMR-V

>>> KJMR-V 3D Rocking Mixer

Features:

- ⊙ It can carry out the action of 3D circling rotation with 20° tilt angle (can be customized), especially adapted to mixing of samples with low froth, And in process of DNA extracting, staining and decoloration.
- ⊙ Driven by High performance AC Motor, Running stable, No noise, Long lifetime.
- ⊙ Tight and reasonable structure makes it running stable. adapted to various environment.
- ⊙ Specified anti-slip dimpled pad is adapted to mixing of multiple types of test tubes, centrifuge tubes and tubular container.

Technical Data:

Operation method:	3D nutating motion	Input power:	6W
Angle of tilt:	20°	Working plate size:	240×170mm
Max. Loading weight:	1.5kg	Protective class:	IP21
Motor type:	AC motor	Permissible ambient temperature:	5-50°C
Speed range:	20rpm	Permissible relative moisture:	80%
Running mode:	Continuous	Dimensions:	200×160×160mm
Input voltage(frequency):	AC220V±10%(50/60Hz)	Net. Weight:	2.5Kg

>>> KJ-201BY Rocking Mixer

Features:

- ⊙ It can carry out an action of waving swing up and down of 25 degree, which can make the liquid in the container to move mild like the wave.
- ⊙ Driven by High performance AC Motor, Running stable, No noise, Long lifetime.
- ⊙ Tight and reasonable structure makes it running stable, adapted to various applications.
- ⊙ Specially made serrated anti-slip silicone pad, suitable for shaking various tubes, centrifuge tubes, and other tubular containers.



KJ-201BY

Technical Data:

Operation method:	Swing up and down
Angle of tilt:	25°
Max. Loading weight:	2.5kg
Motor type:	AC Motor
Speed range:	15rpm
Running mode:	Continuous
Input voltage(frequency):	AC 220V±10% (50/60Hz)
Input power:	6W
Working plate size:	252×170mm
Protective class:	IP21
Permissible ambient temperature:	5-50°C
Permissible relative moisture:	80%
Dimensions:	346×196×95mm
Net. Weight:	2.5Kg

Rocker

>>> KJMR-III Multifunction Rotator

Features:

- Three selectable mixing program modes, suitable for mixing blood samples, urine, injections, plasma, and other substances.
 - Driven by an efficient DC stepper motor, it operates smoothly with low noise and has a long service life.
 - Specially designed silicone ring fixture, suitable for various types of test tubes and centrifuge tubes.
- Compact structure, less space occupation, suitable for a variety of places
- Digital control of time and speed for more precise control.
 - LCD liquid crystal display for speed, time, and operating mode, facilitating easy reading and operation.
 - Touch-sensitive membrane switch panel design for easier operation.

Technical Data:

Operation method:	Rotation: 360°clockwise 360°anticlockwise 360°clockwise-anticlockwise cross Shaking: Forward-backward reciprocating action with <math>< 5^\circ</math> angle Vortex: Forward-backward reciprocating action with <math>< 5^\circ</math> angle+360°clockwise rotation
Speed range:	5-40rpm
No.1 working plate:	1.5mL-15mL test tube or centrifuge tube 22pcs
No.2 working plate:	50mL centrifuge tube 6pcs, 1.5mL-15mL test tube or centrifuge tube 4pcs
Running mode:	Timing
Timing range:	1min-60h
Input voltage(frequency):	AC 220V±10%(50/60Hz)
Input power:	15W
Protective class:	IP31
Permissible ambient temperature:	5-50°C
Permissible relative moisture:	80%
Dimensions:	380×182×190mm
Net. Weight:	3 kg



Working plate 1:

Suitable for holding $\varnothing 12$, $\varnothing 13$, $\varnothing 16$ test tubes and all types of centrifuge tubes between 1.5 mL and 15 mL.

KJMR-III



Working plate 2:

Suitable for holding $\varnothing 12$, $\varnothing 13$, $\varnothing 16$ test tubes and all types of centrifuge tubes between 1.5 mL and 50 mL.

Rotator

>>> KJMR-IV Rotator Mixer

Features:

- 360 degree mild rotation mixing can keeps sample in suspension. Adapted to mixing of blood, urinary samples etc.
- Driven by High performance DC declaration Motor, Running stable, No noise, Long lifetime.
- Compact and reasonable structure makes it running stable. Adapted to various applications.
- Four types elastic clip could be randomly combined for use. Adapted to 1.5mL, 15mL, 50mL centrifuge tubes and test tubes with Ø8, Ø9, Ø12, Ø13, Ø16mm diameter.


>>> KJMR-IVA Rotator Mixer

Features:

- 360 degree mild rotation mixing can keeps sample in suspension. Adapted to mixing of blood, urinary samples etc.
- Driven by High performance DC declaration Motor, Running stable, No noise, Long lifetime.
- Compact and reasonable structure makes it running stable. Adapted to various applications.
- LED with backlight can display the current speed, time and operation mode, convenient for reading and setting.
- Precise digital time and speed setting can easily carry out the continuous operation mode.
- Wide voltage design avoids the impact of unstable voltage on the equipment.
- Four types elastic clip could be randomly combined. Adapted to 1.5mL, 15mL, 50mL centrifuge tubes and test tubes with Ø8, Ø9, Ø12, Ø13, Ø16mm diameter.



KJMR-IV

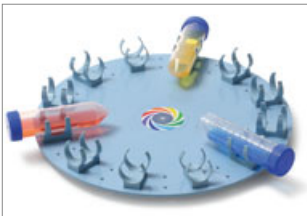


KJMR-IVA

Technical Data:

	KJMR-IV	KJMR-IVA
Operation method:	360° rotation	360° rotation
Tilt angle of the plate:	38°	38°
Speed range:	6-32rpm	5-35rpm
Timing range:	—	0-999min
Clip Qty:	Large size 12pcs Medium size 24pcs Small size 24pcs	Large size 12pcs Medium size 24pcs Small size 24pcs
Running mode:	Continuous	Timing/Continuous
Plate diameter:	Ø300mm	Ø300mm
Input voltage(frequency):	AC 220V±10%(50/60Hz)	AC 100-240V(50/60Hz)
Input power:	10W	10W
Protective class:	IP31	IP31
Permissible ambient temperature:	5-50°C	5-50°C
Permissible relative moisture:	80%	80%
Dimensions:	310×300×420mm	310×300×420mm
Net. Weight:	4.3Kg	4.0Kg

Available plates:



Large size clip, for 50mL centrifuge tubes.



Medium size clip, for Ø16mm test tubes and 10mL, 15mL centrifuge tubes.



Small size clip: for Ø13mm test tube, Ø12mm test tube, 1.5mL centrifuge tube.



Extra small size clip: for Ø8-9mm test tube and 0.5mL centrifuge tube.

Rotator

>>> KJMR-IVD Rotator Mixer

Features:

- ⊙ Digital adjustment of speed and time.
- ⊙ LED display of speed and time.
- ⊙ Speed range from 5 to 35rpm.
- ⊙ Rotating motion, gives gentle but effective mixing.
- ⊙ Adjustable mixing angle from 0 to 90°.
- ⊙ A wide variety of accessories are available.

Technical Data:

Operation method:	360° rotation
Tilt angle of the plate:	0-90°
Speed range:	5-35rpm
Timing range:	0-999min
Clip Qty:	Large size 8 pcs Medium size 16 pcs Small size 60 pcs
Running mode:	Timing/Continuous
Plate diameter:	Ø280mm
Input voltage(frequency):	AC 100-240V(50/60Hz)
Input power:	10W
Protective class:	IP31
Permissible ambient temperature:	5-50°C
Permissible relative moisture:	80%
Dimensions:	280×210×300mm
Net. Weight:	4.0Kg



KJMR-IVD



Suitable for widely tubes ,such as 50mL,15mL,10mL centrifuge tubes, Ø16mm,Ø13mm,Ø12mm,Ø8-9mm test tubes and the others.



The mixing angle can be easy adjusted by adjusting handle.



LED with backlight can display the current speed, time and operation mode, convenient for reading and setting.



Silicone rubber feet, for more stable running.

Roller

>>> KJMR-I Roller Mixer

Features:

- It can carry out two functions (Roll and Swing) at same time, adapted to mixing of blood samples, adhesive materials and Liquid - solid suspensions.
- Driven by High performance AC Motor, Running stable, No noise, Long lifetime.
- 5 rolls, compact structure makes it less space occupation. It can be put in cold closet or incubators, suitable for various applications.
- Reasonable space between the rolls makes it fit for different size tubes.




KJMR-I

>>> KJMR-II Roller Mixer

Features:

- It can carry out two functions (Roll and Swing), adapted to mixing of blood samples, adhesive materials and Liquid - solid suspensions.
- Driven by High performance DC declaration Motor, Running stable, No noise, Long lifetime.
- 7 rolls, compact structure makes it less space occupation, suitable for various applications.
- Reasonable space between the rolls makes it fit for different size tubes.
- According to actual requirements, We can customize the bidirectional Cross Rolling Mode. The roller can be extended within a certain range to fit for more tubes.



KJMR-II

>>> KJMR-IIA Roller Mixer

Features:

- It can carry out two functions (Roll and Swing), adapted to mixing of blood samples, adhesive materials and Liquid - solid suspensions.
- Driven by High performance DC declaration Motor, Running stable, No noise, Long lifetime.
- 7 rolls, compact structure makes it less space occupation, suitable for various applications.
- LED with backlight can display the current speed, time and operation mode, convenient for reading and setting.
- Precise digital time and speed setting can easily carry out the continuous operation mode.
- Wide voltage design avoids the impact of unstable voltage on the equipment.
- Reasonable space between the rolls makes it fit for different size tubes.
- According to actual requirements, We can customize the bidirectional Cross Rolling Mode. The roller can be extended within a certain range to fit for more tubes.



KJMR-IIA

Technical Data:

	KJMR-I	KJMR-II	KJMR-IIA
Operation method:	Roll+swing	Roll+swing	Roll+swing
Swing angle:	±11°	22mm±1mm	22mm±1mm
Rating speed:	36rpm	20-80rpm	20-100rpm
Max. Loading weight:	0.8Kg	1.5Kg	1.5kg
Running mode:	Continuous	Continuous	Continuous, Timing
Timing range:	—	—	0-999min
Input voltage (frequency):	AC 220V±10%(50/60Hz)	AC 220V±10%(50/60Hz)	AC100-240V(50/60Hz)
Permissible relative moisture:	80%	80%	80%
Output power:	6W	10W	10W
Roll length:	230mm	Standard 236mm, customizable	Standard 236mm, customizable
Protective class:	IP21	IP21	IP21
Permissible ambient temperature:	5-50°C	5-50°C	5-50°C
Dimensions:	260×155×140mm	410×270×100mm	410×270×100mm
Net. Weight:	3Kg	4.5Kg	4.0kg

Vortex Mixer

>>> XH-B Vortex Mixer



XH-B

Features:

- Wide application range: Can be used for mixing samples in Test tubes, Centrifuge tubes, flasks etc.
- High performance & low noise AC motor to make rapid and thorough mixing.
- Specified designed operation panel, easy to clean and wear-resisting.
- Shaking speed can be adjusted automatically based on the pressure.

>>> XH-C Vortex Mixer



XH-C

Features:

- Adapted to the mixing of finger tip blood sample. It can fit different types of centrifuge tubes and mix the sample thoroughly without damaging the blood cells.
- High performance & low noise AC motor to make rapid and thorough mixing.
- Continuous and jog model available, easy to operate.
- Reasonable design, compact structure and stable performance.

>>> XH-D Vortex Mixer



XH-D

Features:

- Suitable for resuspending particles, vortexing cell suspensions or drug extractions, mixing tissue samples, ELISA, and RIA tests.
- Multiple plates available, can be used for various kinds of test tubes and small containers.
- High performance & low noise AC motor to make rapid and thorough mixing.
- Continuous and jog model available, easy to operate. Analog dial design makes it easy carry out stepless speed regulating.
- Reasonable design, compact structure and stable performance.

XH-D Available adapters:



Multi-well plates, for 1.5mL and 2mL Micro centrifuge tubes.



Silicon anti-slip plate, for test tubes or containers with bottom diameter less than 99mm.



Standard Silicon head: For test tubes or containers with bottom diameter less than 30mm.



Standard plastic head: For 10-50mL conical end centrifuge tubes and various kinds of test tubes.

>>> XH-E / XH-F Vortex Mixer

Features:

- Suitable for resuspending particles, vortexing cell suspensions or drug extractions, mixing tissue samples, ELISA, and RIA tests.
- Seven optional adapters, suitable for various centrifuge tubes, ranging from 0.2mL to 50mL, and other containers such as test tubes and flasks.
- Precisely adjustable speed, powerful yet stable.
- Rational design, stable performance, flexible and easy operation.

XH-E Optional adapters:



Rubber non-slip mat, suitable for test tubes or containers with a diameter less than 99mm



Silicone standard head, suitable for test tubes and small containers with a diameter less than 30mm



XH-E

XH-F



4-well adapter, suitable for 50mL centrifuge tube



8-well adapter, suitable for 5mL, 10mL, 15mL centrifuge tubes



24-well adapter, suitable for 1.5mL and 2mL centrifuge tubes



37-well adapter, suitable for 0.5mL centrifuge tube



88-well adapter, suitable for 0.2mL centrifuge tube

Vortex Mixer

Technical Data:	XH-B	XH-C	XH-D	XH-E	XH-F
Operation method:	Rapid orbital motion	Rapid orbital motion	Rapid orbital motion	Rapid orbital motion	Rapid orbital motion
Eccentric diameter:	3.6mm	3mm / 4mm	4.4mm	4.4mm	4mm
Rating speed:	2600rpm	2800rpm	1000-2800rpm	0-2800rpm	200-3000rpm
Running mode:	Continuous	Continuous, Jog	Continuous, Jog	Continuous, Jog	Timing, Continuous, Jog
Working plate size:	Ø100mm	Ø55mm	Ø55mm		
Input voltage (frequency):	AC 220V±10% (50/60Hz)	AC 220V±10% (50/60Hz)	AC 220V±10% (50/60Hz)	AC 220V±10% (50/60Hz)	AC 100-240V (50/60Hz)
Permissible relative moisture:	80%	80%	80%	80%	80%
Output power:	12W	30W	30W	60W	40W
Protective class:	IP21	IP21	IP21	IP21	IP21
Permissible ambient temperature:	5-50°C	5-50°C	5-50°C	5-50°C	5-50°C
Dimensions:	100×130×135mm	Ø110×150mm	180×120×180mm	130×160×155mm	130×160×155mm
Net. Weight:	2.3Kg	2.5Kg	4.5Kg	2.5Kg	2.5Kg

>>> XH-S Vortex Mixer

Features:

- ⊙ For small amount of sample mix;
- ⊙ Touch operation;
- ⊙ Fixed speed: 3000rpm;
- ⊙ Small and beautiful;
- ⊙ DC brushless motor, stable performance.



>>> XH-SA Vortex Mixer

Features:

- ⊙ For small amount of sample mix;
- ⊙ Touch operation;
- ⊙ Fixed speed: 3000rpm;
- ⊙ Small and beautiful;
- ⊙ DC brushless motor, stable performance.



Technical Data:

	XH-S	XH-SA
Operation method:	Rapid orbital motion	Rapid orbital motion
Eccentric diameter:	4.5mm	4.5mm
Rating speed:	3000rpm	0-3000rpm
Running mode:	Jog	Continuous, Jog
Working plate size:	For small containers with diameter ≤ 30 mm	For small containers with diameter ≤ 30 mm
Input voltage(frequency):	AC100-240V (50/60Hz)	AC100-240V (50/60Hz)
Permissible relative moisture:	80%	80%
Output power:	5W	5W
Protective class:	IP43	IP43
Permissible ambient temperature:	5-50°C	5-50°C
Dimensions:	Ø100×90mm	Ø100×90mm
Net. Weight:	0.6kg	0.6kg

Centrifuge

>>> KJLC-I Centrifuge

Brief Introduction:

⊙ KJLC-I Centrifuge with brushless DC motor and microcomputer. It has LCD display, standard equipped rotor, time setting function and features like stepless speed change, etc. It's the ideal equipment applicable for clinic test, biochemistry, immunology, etc. which is mostly chosen by the in-stitution like medical health, food, environment, scientific research, teaching and biochemical test, etc.

Features:

1. Outstanding performance:

- ⊙ CPU precise controlling, high performance brushless DC motor, maintenance free.
- ⊙ Highly accurate speed control.
- ⊙ Timing begins after speed steady to guarantee a more precise centrifuge time.
- ⊙ Two kinds of acceleration curves, three kinds of deceleration curves, free match and combinations between acceleration and deceleration, makes the specimen separation better.

2. Reliable safety:

- ⊙ Full 304 stainless steel made rotor chamber guarantees much more safety for the rotor running.
- ⊙ Closed centrifuge chamber can much reduce biological contamination risk.
- ⊙ Aluminum material rotor ensures long service life.
- ⊙ Four important safety functions: Lid interlock, monitor for lid open / close condition, over-speed protection, automatic internal diagnosis, which can highly protect operation staff and the centrifuge.

3. User-friendly design:

- ⊙ Time and speed display simultaneously, convenient for monitoring the running condition of the centrifuge.
- ⊙ Three kinds of operating mode: 10s-99min59s timing, continuous run and short run.
- ⊙ G-force (RCF) and speed (RPM) switch displayed, convenient for reading.
- ⊙ 10 groups operating parameter memory makes the working efficiency highly improved.
- ⊙ Quiet running with noise lower than 65dB.



KJLC-I

Technical Data:

Rated speed:	300-4500rpm, increment: 10rpm / 100rpm (fast turning the SPEED dial)	Output power:	94W
Maximum RCF:	Rotor 1: 2558×g increment: 10×g / 100×g (fast turning the SPEED dial) Rotor 2: 2200×g increment: 10×g / 100×g (fast turning the SPEED dial)	Input power:	300W
Speed accuracy:	±20rpm	Input voltage (Frequency):	AC100-240V (50-60Hz)
Maximum capacity:	240mL	Noise level:	< 65dB
Running mode:	Timing / Continuous / Joy	ACC/DEC: Acceleration :	Fast(Accelerate to Max. speed < 23S) Slow(Accelerate to Max. speed < 66S)
Timing range:	10s-99min59s increment: 1S/1min(fast turning the SPEED dial)	Deceleration :	Fast(Decelerate to stop < 23S) Slow(Decelerate to stop < 66S) Normal (according to the specimen mass)
Rotor type:	12-bore angle rotor / 24-bore angle rotor	Dimension:	450×340×230mm
Safety function:	Lid interlock, monitor for lid open / close condition, over-speed protection, automatic internal diagnosis	Net weight:	10kg
Driving motor:	Brushless DC motor		

Rotor:



24-bore angle rotor, Ø16×85 colour adapter



12-bore angle rotor, Ø17×105 adapter



48mm Rubber cushion



23mm Rubber cushion

Rotor NO.	Rotor Description	Tube Specifications	Tube Quantity	Tube Size (diameter×length)	Max. Speed	Max. RCF	Adapter Size (diameter×length)	Accessory (Rubber Cushion)
1	24-Bore Angle Rotor	8.5-10mL (Test tube)	24	Ø15×107 mm	4500rpm	2558 × g	Ø16×85mm	—
		4-7mL (Test tube)	24	Ø13×106 mm		2558 × g		—
		1.5-5mL (Test tube)	24	Ø13×82 mm		2264 × g		23mm
		4-7mL (Test tube)		Ø15×75 mm				
2	12-Bore Angle Rotor	8.5-10mL (Test tube)	12	Ø16×107 mm	4000rpm	1968 × g	Ø17×105mm	23mm
		4-7mL (Test tube)	12	Ø13×106 mm		1968 × g		23mm
		1.5-5mL (Test tube)	12	Ø13×82 mm		1681 × g		48mm
		15mL (Culture tube)	8	Ø17×120 mm		2200 × g		—

Centrifuge

>>> KJLC-II Mini Centrifuge

Features:

- ⊙ High-performance DC motor, powerful engine, quiet when running, noise $\leq 52\text{dB}$.
- ⊙ Closed-loop control technology, accurate speed control.
- ⊙ Wide-voltage design to prevent interference to the running accuracy by mains fluctuation.
- ⊙ Clear LED display to show time and speed.
- ⊙ Speed and time adjustable for various lab experiments.
- ⊙ Big volume design, max. capacity up to 8×2mL micro centrifuge tube or 16×0.2mL PCR tube.
- ⊙ Rapid speed up and down. Less than 10s required to reach 10000rpm, and stop within 5s from 10000rpm.
- ⊙ Easy rotor switching without any tools.
- ⊙ Cover opening and closing supervision system ensures safe running.
- ⊙ Five colors available for the safety cover.

>>> KJLC-II-S1 Mini Centrifuge

Features:

- ⊙ Ideal for microfiltration and quick spin-downs.
- ⊙ Easy-to-use with dual start / stop function.
- ⊙ 6000rpm fixed speed.
- ⊙ Compatible with 2mLx8 and PCR8x2 rotors.
- ⊙ Quiet running, noise level $\leq 52\text{dB}$.
- ⊙ Rotor change without tools.
- ⊙ Accelerates and brakes in seconds.



Rotor:



Technical Data:

	KJLC-II	KJLC-II-S1
Rated speed:	3000-10000rpm(1000rpm/step)	6000rpm
Maximum RCF:	5460×g	3280×g
Adapted tube:	1) 8×0.2mL / 8×0.5mL / 8×1.5mL / 8×2mL centrifuge tube 2) 2×0.1mL PCR-8 strip tube , 2×0.2mL PCR-8 strip tube	1) 8×0.2mL / 8×0.5mL / 8×1.5mL / 8×2mL centrifuge tube 2) 2×0.1mL PCR-8 strip tube , 2×0.2mL PCR-8 strip tube
Running mode:	Timing/Continuous	Continuous
Timing range:	1s-99min	-
Safety performance:	Lid opening/closing supervision	Lid opening/closing supervision
Motor:	DC motor	DC motor
Input power:	40W	20W
Output power:	16W	5W
Power supply:	Single-phase 100-240V (50-60Hz)	Single-phase 100-240V (50-60Hz)
Noise range:	<math>< 52\text{ dB}</math>	<math>< 52\text{ dB}</math>
Dimension:	195(L)×170(W)×135(H)	195(L)×170(W)×135(H)
Net weight:	0.8kg	0.6kg

Colony Counter

>>> J-2 & J-3 Colony Counter

Features:

- ⊙ Compact structure makes it less space occupation. Adapted for various applications.
- ⊙ The LED light can be adjusted to make an ideal perspective for the operator.
- ⊙ It will beeps while counting, which can avoid wrong counting.
- ⊙ Unique Up-light source makes it convenient to count bacteria that is hard to observe.
- ⊙ Specified designed counting pen to ensure no omit of the cells.
- ⊙ Wide voltage design avoids the impact of unstable voltage on the equipment.

Technical Data:

	J-2	J-3
Lighting:	White LED array	White LED array
Digital display:	3-digit LED display	3-digit / 4-digit LED display
Counting range:	0-999	0-999 or 0-9999
Compatible petri dish:	Ø50-90mm	Ø50-150mm
Input voltage(frequency):	AC 100-240V (50/60Hz)	AC 100-240V (50/60Hz)
Input power:	20W	40W
Magnification:	3-9 Times	3-9 Times
Protective class:	IP21	IP21
Permissible relative moisture:	80%	80%
Permissible ambient temperature:	5-50°C	5-50°C
Dimensions:	255×210×160mm	360×300×180mm
Net. Weight:	2.2Kg	4.0Kg



>>> J-2S Colony Counter

Features:

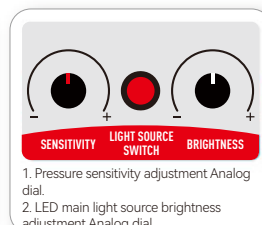
- ⊙ J-2S is a high-tech colony counter, known for its user-friendly functions and excellent ergonomics. It can accurately count all the culture media (culture dishes, filters) used in microbiology.
- ⊙ Place the petri dish on the pressure-sensitive glass surface, and you can use any felt-tip marker to press and count, and there will be a pleasant beep when counting, and the accumulated data will be displayed on the LED screen immediately. The touch sensitivity of the pressure sensor can be adjusted to adapt to different culture vessels and user habits. With the function of manually increasing or decreasing the counting button, the repeated counting or missing counting can be corrected during operation.
- ⊙ The internal LED lighting system is glare-free and the luminosity is adjustable, which makes the colony form a sharp contrast view to adapt to the difficult-to-observe microorganisms in the culture container. The grid size is moderate, which is convenient for accurate counting by blocks.
- ⊙ The large frameless magnifying glass (which can achieve magnification of 3 times or 9 times of observation and counting) and the unique upper light source compensation illumination make the microbial appear completely, and the counting operation to be much easier.



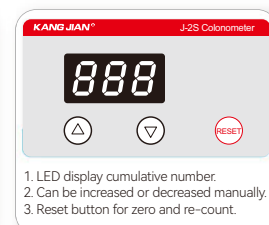
J-2S



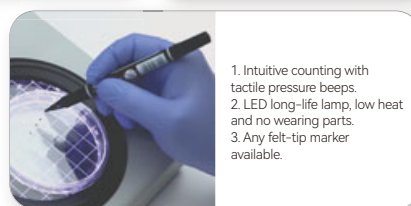
Thoughtful design of the luminosity and sensitivity adjustment Analog dial for easy operation.




1. Pressure sensitivity adjustment Analog dial.
2. LED main light source brightness adjustment Analog dial.



1. LED display cumulative number.
2. Can be increased or decreased manually.
3. Reset button for zero and re-count.



1. Intuitive counting with tactile pressure beeps.
2. LED long-life lamp, low heat and no wearing parts.
3. Any felt-tip marker available.



3 times zoom
9 times zoom
Compensation light switch
Unique upper light source compensation lighting

Technical Data:

Lighting	White LED array	Magnification	3 times / 9 times
Digital display	3-digit LED display	Protection class	IP21
Counting range	0-999	Allowable relative humidity	80%
Counting method	Pressure sensitive	Allowable ambient temperature	5-50°C
Applicable petri dish	Ø50-90mm	Dimensions	255×210×160mm
Input voltage (Frequency)	AC 100-240V (50-60Hz)	Loupe size	Ø90mm / Ø20mm
Input power	20W	Net weight	2.8Kg

Timer & Hemocytometer

>>> DSZ-II LCD Digital Timer

Features:

- ⊙ 15 groups timing at the same time, 12 pieces of melody for choice.
- ⊙ Any one second could be forecasted.
- ⊙ Display the date and time.
- ⊙ With features of memory protection after power failure.
- ⊙ High definition, high brightness VALCD display.

Technical Data:

Working Temperature:	-5°C-+50°C
Relative Humidity:	<80%
Timing group:	15 groups
Timing range:	1s-100h
Time Accuracy:	Daily error <3s
Voltage:	AC 100-240V (50-60Hz)



DSZ-II

>>> JSQA Hemocytometer

Features:

⊙ This instrument is a microcomputer-controlled counter that integrates counting, statistics, and display functions. It features ten groups of two-digit decimal counting systems, allowing for the simultaneous display of ten sets of data along with the total count. The counting is accurate and reliable, fulfilling the manual counting needs for routine blood tests in clinical laboratories. The device boasts an aesthetically pleasing design with a logical structure. Its data is clear and easy to read, and the instrument is user-friendly. It is particularly suitable for medium and small-sized hospitals for the clinical microscopic examination and classification counting of blood cells.

Technical Data:

Voltage:	AC 100-240V (50/60Hz)
Power rating:	5W
Maximum count category:	10 groups
Count capacity of every group:	0-99
External Dimension:	220×166×78 mm



JSQA

Capper and Decapper

>>> KJMC-I Decapper for Vacuum Blood Collection Tubes

Features:

- It would be simpler and more convenient by using the automatic machine to reduce medical staff's labor intensity and improve the work efficiency.
- Effectively avoid being infected by skin scratch when the staff open the cap of cracked glass tube by hand.
- Due to the negative pressure inside the tube, too much force during the cap opening will cause blood spatter. The machine successfully solves the danger of cross infection and avoid the trouble of frequent hand washing.
- Radically preclude the danger of potential biological contamination caused by residual aerosol inside the tube during manual operation.
- Technicians can expect a throughput of approximately 60 tubes per minute and free their time to tackle more productive activities.

Technical Data:

Voltage:	AC 220V±10% (50/60Hz)
Power rating:	45W
Speed:	60pcs/min
Carousel capacity:	24 tubes
Carousel sizes:	Ø13×75mm (Included), Ø13×100mm (Included) Ø16×100mm (Optional)
External dimension:	420×250×200mm



KJMC-I

Optional Carousels:



For Ø16×100mm vacuum tube



For Ø13×100mm vacuum tube



For Ø13×75mm vacuum tube


>>> KJMC-II Automatic Capping and Decapping Machine

Features:

- The KJMC-II automatic capping and decapping machine adopts a stepper motor servo control system, capable of precisely controlling the torque and angle of rotation. Specifically designed for sampling tube capping and decapping, it is suitable for use in hospitals, disease control centers, customs, and other environments. The machine effectively reduces the risk of cross-infection among laboratory personnel, alleviates workload, and improves testing efficiency.
- Efficient and quick:** Automatically senses the presence of tubes, allowing for one-handed operation and completing the capping and decapping action in 3 seconds.
- User-friendly design:** Freely switch between automatic and manual control modes, with three selectable operating modes to accommodate various work habits and environments.
- Safety and stability:** Utilizes a 24V DC input and advanced servo control design to eliminate electric leakage or unintended shutdown caused by liquid leakage.
- Quiet and portable:** Compact dimensions of 250×140×370mm make it suitable for various types of applications.
- Wide Applicability:** Multiple clamp heads available, compatible with screw-capped tubes ranging from 12mm to 35mm in diameter.

Technical Data:

Input Voltage:	AC100-240V (50/60Hz)
Operating Mode:	① Continuous decapping ② Continuous capping ③ Decapping and capping
Operation mode:	Automatic or Manual
Decapping speed:	≤ 2 seconds/pc
Capping speed:	≤ 2 seconds/pc
Applicable Tube Diameter:	Ø12-35mm
Dimensions:	250×140×370 mm
Net weight:	6.5kg



Capper and Decapper

>>> KJMC-V Automatic 96-channel Capper/Decapper

Overview & Features:

The KJMC-V automatic Capper/Decapper is designed for decapping and capping on full racks of SBS cryovials. It is applicable in areas such as biological research, new pharmaceuticals development, biobanking, assisted reproductive technology, conservation of flora and fauna, stem cell and regenerative medicine, and immunocellular therapy, particularly in environments where there is a substantial need for sample handling. The device incorporates advanced Internet of Things (IoT) principles, enabling connectivity with various types of automated production lines and providing remote maintenance services. It aims to offer an automated, standardized, controllable, user-friendly, and reliable operation, reducing the workload of staff, enhancing everyday work efficiency, and lowering the uncontrollable risks associated with fatigue and repetitive tasks. It is an ideal complementary product for all kinds of biological specimen banks and research institutions.

- **Efficient and Fast:** The entire process of decapping and capping takes less than 20 seconds, minimizing the risk of sample exposure and enhancing work efficiency.
- **Controllable Torque:** Uniform torque distribution settings are used, reducing the uncertainty associated with manual cap opening and closing.
- **Modular Design:** This device is adaptable to various brands of cryotubes available in the market by replacing with customized screwdriver heads.
- **Compact Size:** Suitable for multiple application scenarios.
- **Easy Operation:** Equipped with a touchscreen for control and display of the working process, making the operation more intuitive and controllable.
- **Real-Time Alarm Function:** Features data management and alarm systems to reduce sample damage due to human error.
- **Integration Capability:** Can be integrated into automated systems based on specific application needs.



KJMC-V

Integrated with smart sensors for intelligent identification of sample tubes of varying capacities.



Intuitive touchscreen interface for user-friendly operation.

Drawer-style input/output ports designed to prevent sample contamination during cap opening.

Power switch for easy control.

Emergency stop button for enhanced safety.

Technical Data:

Compatible Tube:	SBS standard 96-well cryovials
Decapping Time:	<10s
Capping Time:	<10s
Decapping Torque:	9.5 N/cm
Capping Torque:	5.5 N/cm
Operation Mode:	Touch control input
Positioning Accuracy:	±0.05mm
Power Input:	200W
Input Voltage:	AC100-240V (50/60Hz)
Communication Interface:	RS232
Baud Rate:	115200
Parity:	8n1
Operating Temperature:	5-40 °C
Permissible Relative Humidity:	80%
Enclosure Protection Rating:	IP30
Transportation and Storage Temperature:	5-50 °C
Dimensions:	400×230×380mm
Net Weight:	15Kg
Alert Functions:	Error alerts, operation guidance, equipment status notifications

Capper and Decapper

>>> KJMC-III 6-Channel Electric Decapper KJMC-IV 8-Channel Electric Decapper

Features:

- ⊙ A handheld multi-channel automatic capper provides a more lightweight and convenient way to batch open screw caps on tubes. The screwdriver heads follow the SBS layout, enabling the simultaneous opening/closing of 6/8 tube caps in a single row. The capper incorporates a torque-limiting structure to ensure complete sealing of the caps while avoiding damage to the sealing rings due to excessive torque. The flexible and efficient consumable storage solution meets your needs.
- ⊙ Completes the opening or closing of 6/8 tube caps within 3 seconds, enhancing efficiency.
- ⊙ Prevents laboratory personnel from coming into contact with samples or reagents when opening or closing caps, reducing safety hazards associated with biochemical reagents and biological samples.
- ⊙ Currently the lightest product among all handheld cap openers, avoiding fatigue from prolonged use.
- ⊙ Large-sized cap release button in the center, with separate buttons for cap rotation and cap removal.
- ⊙ Powered by a high-capacity lithium battery with a USB charging interface.
- ⊙ The 8-channel automatic decapper is suitable for both internally and externally threaded tubes.
- ⊙ The 6-channel model is designated as KJMC-III for use with 48-well SBS tube boxes, while the 8-channel model is designated as KJMC-IV for use with 96-well SBS tube boxes.



Application scenarios



KJMC-III

KJMC-IV

Technical Data:

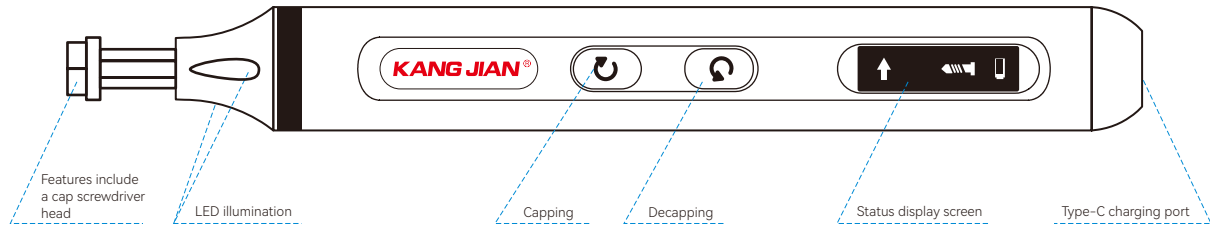
	KJMC-III	KJMC-IV
Number of Channels:	6 channels	8 channels
Decapping/Capping Speed:	4 seconds	4 seconds
Charging Time:	90 minutes	90 minutes
Permissible Ambient Temperature:	2-50 C	2-50 C
Permissible Relative Humidity:	80%	80%
Adapter Input Power:	AC 100-240V, 50/60Hz	AC 100-240V, 50/60Hz
Adapter Output Power:	DC 3V, 0.5A	DC 3V, 0.5A
Device Input Power:	10W	10W
Weight:	380g	380g

Capper and Decapper

>>> KJMC-VI Single Channel Electric Decapper

Overview:

This product is designed for use with KANGJIAN comprehensive range of SBS and 2D barcode cryovials, featuring a pen-style portable design for enhanced flexibility and convenience. It offers a customizable cap screwdriver head to accommodate various sample tubes. Suitable for a wide range of applications including biobanks, research institution labs, and inspection and quarantine facilities.



Features:

- **Efficient and safe:** Electric rotating cover, higher efficiency and safer pollution prevention compared to manual operation.
- **Humanized design:** Ergonomic design for long-lasting and comfortable use.
- **Wide application range:** Supporting the full range of frozen storage tubes for healthcare.
- **Safety and stability:** Unified torque to ensure the sealing performance of the cover and prevent damage to the frozen storage tube.
- **Simplicity and portability:** Simple operation, user-friendly dynamic display of power, operation actions, and rotation direction.

Application Scenarios:



Technical Data:

	KJMC-VI
Material:	Aluminum alloy
Screwdriver head material:	Cr12 (Nickelage)
Non-load speed:	170rpm
Annual torque:	3.5 N · M
Electric torque:	0.3 N · M
Battery specification:	350mAh Lithium battery
Rated voltage:	DC3.7V
Charging parameters:	5V 2A
Charging time:	60 minutes
Battery life:	Standby for 90 days / Continuous operation for 180 minutes
Size and weight:	Ø17×134.5mm, 52g

Barcode Reader

>>> KJSC-I Barcode Reader

Product Introduction:

- Broad applicability for centralized scanning and recognition of 2D barcodes on 48, 96, 196-well SBS and 100-well standard cryo boxes.
- High efficiency with full-box scan time within 2 seconds.
- Superior recognition capability, easily identifying blurred barcodes on tube bottoms.
- Elevated camera positioning reduces error rates in recognizing frosted cryo tubes..
- Compact design suitable for a variety of application scenarios.
- Fast data transfer with USB 3.0, minimizing delays.
- Expandable interfaces, with options to add side barcode scanners or cameras.
- Minimum operating temperature of -20 C , thus ensuring reliable identification quality..
- User-friendly software for marking issues like missing, duplicate, or barcodes reading failure.
- SDK software package interface for easy integration with various system software.



Technical Data:

KJSC-I

Reading Rate:	< 2 seconds
Framing Mode:	Industrial camera
Resolution:	2592×1944
Applicable Specifications:	48/96/100/196-well cryobox
Interface Type:	USB 3.0
Data Storage Type:	Formats such as JPG, TXT, EXCEL, etc.
Supported QR code Types:	Data Matrix ECC200, GS1 Aztec Code, GS1 DataMatrix, GS1 QR Code, Micro QR Code, PDF417, QR Code, etc.
Dimensions:	232×185×187 mm
Weight:	6Kg



Алматы (727)345-47-04
Ангарск (3955)60-70-56
Архангельск (8182)63-90-72
Астрахань (8512)99-46-04
Барнаул (3852)73-04-60
Белгород (4722)40-23-64
Благовещенск (4162)22-76-07
Брянск (4832)59-03-52
Владивосток (423)249-28-31
Владикавказ (8672)28-90-48
Владимир (4922)49-43-18
Волгоград (844)278-03-48
Вологда (8172)26-41-59
Воронеж (473)204-51-73
Екатеринбург (343)384-55-89

Россия +7(495)268-04-70

Иваново (4932)77-34-06
Ижевск (3412)26-03-58
Иркутск (395)279-98-46
Казань (843)206-01-48
Калининград (4012)72-03-81
Калуга (4842)92-23-67
Кемерово (3842)65-04-62
Киров (8332)68-02-04
Коломна (4966)23-41-49
Кострома (4942)77-07-48
Краснодар (861)203-40-90
Красноярск (391)204-63-61
Курск (4712)77-13-04
Курган (3522)50-90-47
Липецк (4742)52-20-81

Казахстан +7(727)345-47-04

Магнитогорск (3519)55-03-13
Москва (495)268-04-70
Мурманск (8152)59-64-93
Набережные Челны (8552)20-53-41
Нижний Новгород (831)429-08-12
Новокузнецк (3843)20-46-81
Ноябрьск (3496)41-32-12
Новосибирск (383)227-86-73
Омск (3812)21-46-40
Орел (4862)44-53-42
Оренбург (3532)37-68-04
Пенза (8412)22-31-16
Петрозаводск (8142)55-98-37
Псков (8112)59-10-37
Пермь (342)205-81-47

Беларусь +(375)257-127-884

Ростов-на-Дону (863)308-18-15
Рязань (4912)46-61-64
Самара (846)206-03-16
Санкт-Петербург (812)309-46-40
Саранск (8342)22-96-24
Саратов (845)249-38-78
Севастополь (8692)22-31-93
Симферополь (3652)67-13-56
Смоленск (4812)29-41-54
Сочи (862)225-72-31
Ставрополь (8652)20-65-13
Сургут (3462)77-98-35
Сыктывкар (8212)25-95-17
Тамбов (4752)50-40-97
Тверь (4822)63-31-35

Узбекистан +998(71)205-18-59

Тольятти (8482)63-91-07
Томск (3822)98-41-53
Тула (4872)33-79-87
Тюмень (3452)66-21-18
Улан-Удэ (3012)59-97-51
Ульяновск (8422)24-23-59
Уфа (347)229-48-12
Хабаровск (4212)92-98-04
Чебоксары (8352)28-53-07
Челябинск (351)202-03-61
Череповец (8202)49-02-64
Чита (3022)38-34-83
Якутск (4112)23-90-97
Ярославль (4852)69-52-93

Киргизия +996(312)96-26-47